

# Regent University

**Annual Fact Book  
2011-2012**



**Office of Institutional Research  
Dr. Amanda J. Wynn, Director  
1000 Regent University Drive  
Virginia Beach, VA 23464  
<http://www.regent.edu/ir>**

## About the Institution

Regent University is the nation's academic center for Christian thought and action, with a multitude of on-campus and online programs available worldwide. Our academic standards for both our graduate and undergraduate programs are high and our programs rigorous. But what sets Regent apart is our mission to prepare capable men and women to excel both in mind and spirit. Our students, faculty and administrators share a calling, founded on biblical principles, to make a significant difference in our communities, our cities, our nation and our world.

## Leadership and Influence

When Dr. M.G. “Pat” Robertson established the university in 1978, he envisioned a high-caliber institution that would attract a leadership team brimming with superior professional experience and extraordinary academic credentials. In just three decades, that vision is being fulfilled. Distinguished faculty and guest lecturers include John Ashcroft, former U.S. Attorney General; Vern Clark, former Chief of Naval Operations; Steve Forbes, president and CEO of Forbes, Inc. and others.

Regent also exposes students to speakers who are front and center on some of the most important issues of our time. Nationally covered events such as Clash of the Titans®, The Ronald Reagan Symposium and Executive Leadership Series, allow students and the greater community to learn firsthand from major world and national leaders about today's most pressing issues.

The combination of committed leaders and diligent students has produced alumni who occupy strategic positions in a multitude of venues worldwide. They take seriously their call to lead and serve others and excel in their professions, which include Virginia’s 71st Governor, Louisiana State Senator, National Middle School Principal of the Year, Hollywood screenwriters, National Milken Educator Award Winner and Assistant Secretary of Labor.

## History and Location

The university was founded for the specific purpose of preparing leaders who would not only succeed in their professions, but also advance as Christians equipped to effectively impact their world. In 1977, CBN University was incorporated as a nonprofit educational institution in Virginia Beach, Virginia. In the fall of 1978, 77 students began classes in modest, rented facilities. By October 1989, CBN University had grown from a School of Communication and the Arts to seven professional schools with nearly 800 students. On January 1, 1990, in recognition of this growth, the Board of Trustees voted to change the name of CBN University to Regent University. The university has grown to over 5,500 students earning associate’s, bachelor’s, master’s, and doctoral degrees at our Virginia Beach campus or via online learning.

**Academic Schools:** Regent University is comprised of eight schools: Communication and the Arts; Divinity; Education; Global Leadership and Entrepreneurship; Government; Law; Psychology and Counseling; and Undergraduate Studies.

CHRISTIAN LEADERSHIP  
TO CHANGE THE WORLD





## Mission Statement

### Mission

Our mission is to serve as a leading center of Christian thought and action providing an excellent education from a Biblical perspective and global context in pivotal professions to equip Christian leaders to change the world.

### Vision

Our vision, to become a leading global Christian university, will be accomplished by developing an international reputation for academic excellence, scholarship and action, and by significant expansion of enrollment and global reach.

### Values

#### Christ-centeredness

Regent University has as its focal point the teachings, practices and person of Jesus Christ.

#### Excellence

Regent will be recognized for its excellence in education, scholarship, service and workplace. Christ demands no less than this from us and our constituents deserve nothing less.

### Integrity

In all activities Regent will display the highest level of integrity. We will develop bonds based on trust and endeavor to maintain that trust with faculty, staff, students and others who interact with us.

### Innovation

Regent will continue to promote and reward innovation in order to remain at the forefront of higher education and be prepared to implement change as the world demands it.





## Accreditations

- **Regent University is accredited by the Commission on Colleges of the Southern Association of Colleges and Schools** to award associates, baccalaureate, masters, and doctorate degrees. Contact the Commission on Colleges at 1866 Southern Lane, Decatur, Georgia 30033-4097 or call 404.679.4500 for questions about the accreditation of Regent University.
- **Council for Higher Education Accreditation (CHEA)** [www.chea.org](http://www.chea.org)
- **The State Council of Higher Education for Virginia (SCHEV)**—certification of the Commonwealth of Virginia. [www.schev.edu](http://www.schev.edu)
- **The Association of Theological Schools in the United States and Canada (ATS), accredits the School of Divinity.** The Commission on Accrediting of the Association of Theological Schools, 10 Summit Park Drive, Pittsburgh, PA 15275. [www.ats.edu](http://www.ats.edu)
- **The American Bar Association (ABA), accredits the School of Law.** The Accreditation Committee and the Council of the Section, 321 N. Clark St., Chicago, IL 60610. [www.abanet.org](http://www.abanet.org)
- **The American Psychological Association (APA), accredits the psychology programs of the School of Psychology & Counseling.** Office of Program Consultation and Accreditation, 750 First Street, NE, Washington, DC 20002-4242. [www.apa.org](http://www.apa.org)
- **The Council for Accreditation of Counseling and Related Educational Programs (CACREP), accredits the counseling programs of the School of Psychology & Counseling.** 5999 Stevenson Avenue, Alexandria, VA 22304. [www.cacrep.org](http://www.cacrep.org)
- **The Teacher Education Accreditation Council (TEAC), accredits the educational leadership and teacher preparation programs of the School of Education.** Teacher Educational Accreditation Council, One Dupont Circle, Suite 320, Washington, DC, 20036, phone 202.466.7236. [www.teac.org/](http://www.teac.org/)



## Regent Timeline

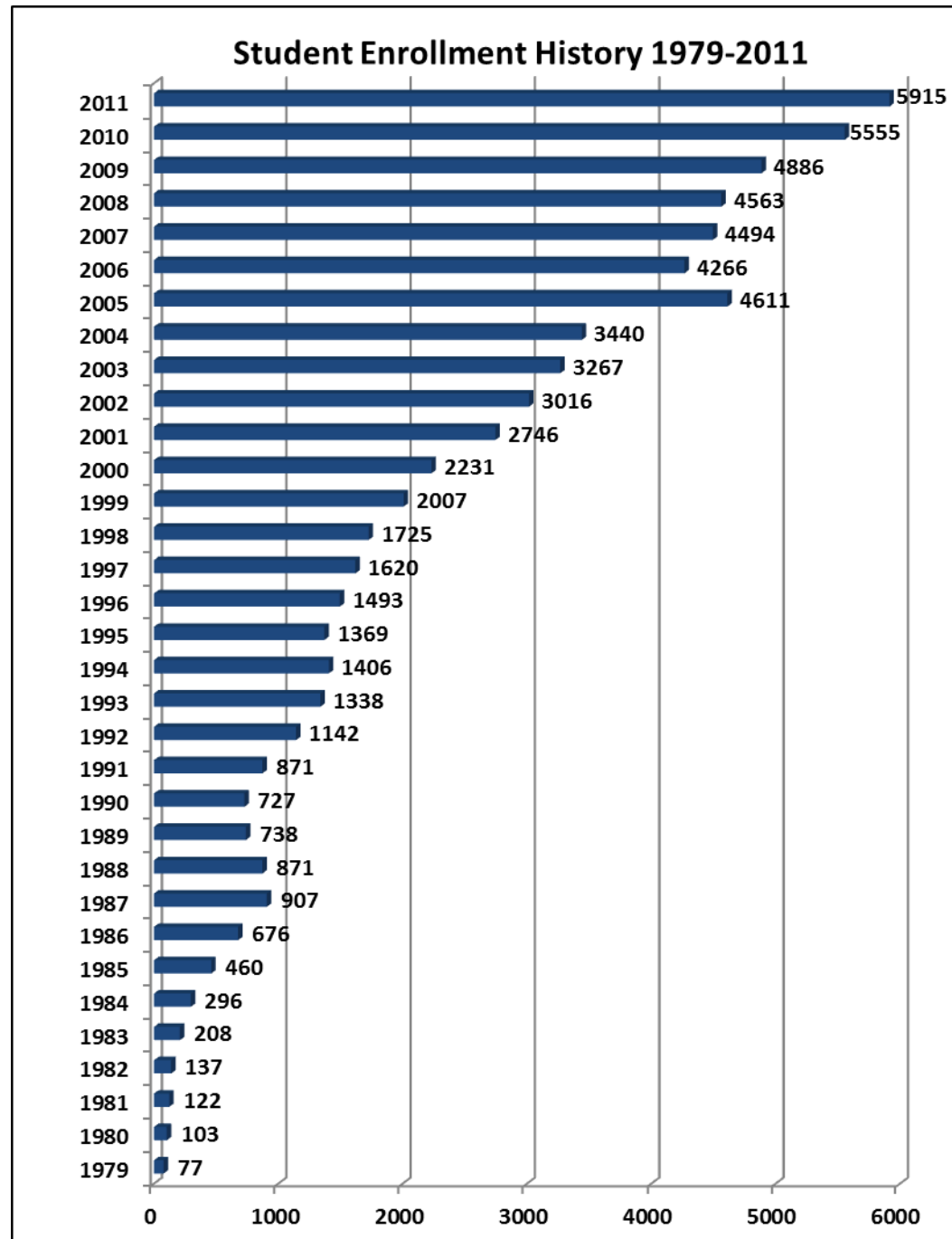
- 1977** The university is incorporated as CBN University, a nonprofit graduate education institution.
- 1978** Dr. M.G. "Pat" Robertson is officially appointed president of, then, CBN University.  
Students in the **School of Communication & the Arts** begin classes in September.
- 1980** The **first class graduates** in May.  
The **School of Education** opens in October.  
The university dedicates its first building, the **Administration Building**, on campus in Virginia Beach.
- 1982** Ground is broken for the **University Library**.  
The **School of Business** and the **School of Divinity** open.
- 1983** **Robertson School of Government** opens.
- 1984** The university receives **full accreditation** from the Southern Association of Colleges and Schools (SACS).
- 1986** Regent University **School of Law** opens.
- 1988** The **School of Psychology & Counseling** is founded.
- 1990** The Board of Trustees votes to change the name of **CBN University to Regent University**.
- 1995** Regent opens its **Washington, D.C.**, location.
- 1997** The **School of Leadership Studies** develops an online M.A. program in Organizational Leadership, marking Regent as a model for online graduate education.
- 2000** An **undergraduate** degree-completion program is introduced to give working adults opportunities to complete bachelor's degrees in an accelerated format.
- 2002** The 135,000-square-foot **Communication & Performing Arts Center** opens as one of the most technologically advanced communication buildings on the East Coast.
- 2003** The 31,000-square-foot **Student Center** opens in 2003 on campus in Virginia Beach, offering a close sense of community.  
Regent celebrates 25 years of growth and influence with the kick-off of the **Clash of the Titans® debate** series. Since then, the debate has featured world leaders such as **Bob Dole, Al Gore, Newt Gingrich, Lt. Col. Oliver North** and others.
- 2006** Regent creates its **School of Global Leadership & Entrepreneurship**, the result of combining its School of Leadership Studies and School of Business.  
The School of Communication & the Arts opens the **Center for Digital Media**.



- 2007** Regent Law produces the winning team of the **American Bar Association's 2007 Negotiation Competition**, succeeding Harvard.
- 2008** Regent celebrates its 30th anniversary. The School of Undergraduate Studies launches Regent's first **associate's degree programs**.
- 2009** Regent is named second in the **Online College OEDb rankings**, improving from seventh place the previous year. The fourth annual **Ronald Reagan Symposium** on American conservatism is held on campus, addressing "The

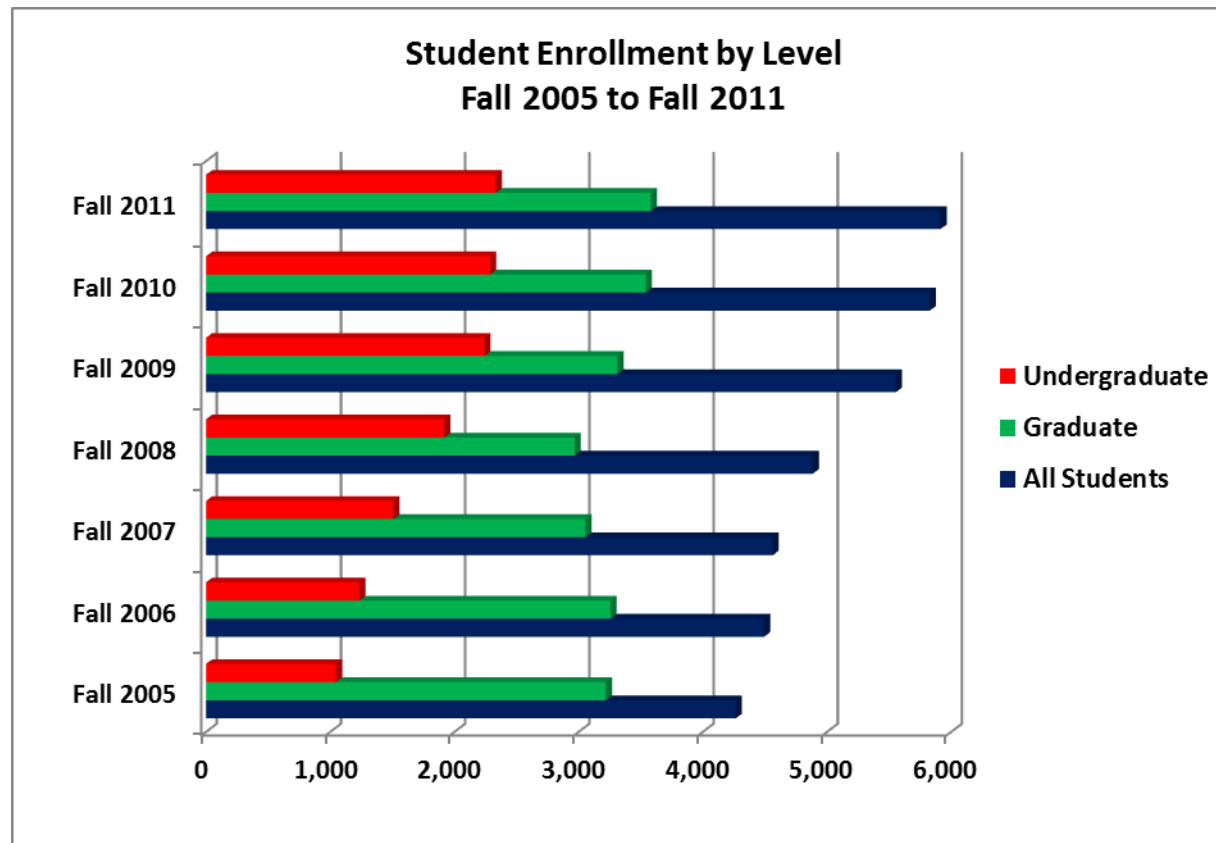
Future of the American Presidency."

- 2010** Regent University's Board of Trustees names Dr. Carlos Campo president of the university effective August 1, 2010. Founder and Chancellor, Dr. M.G. "Pat" Robertson, becomes executive chairman of the board.

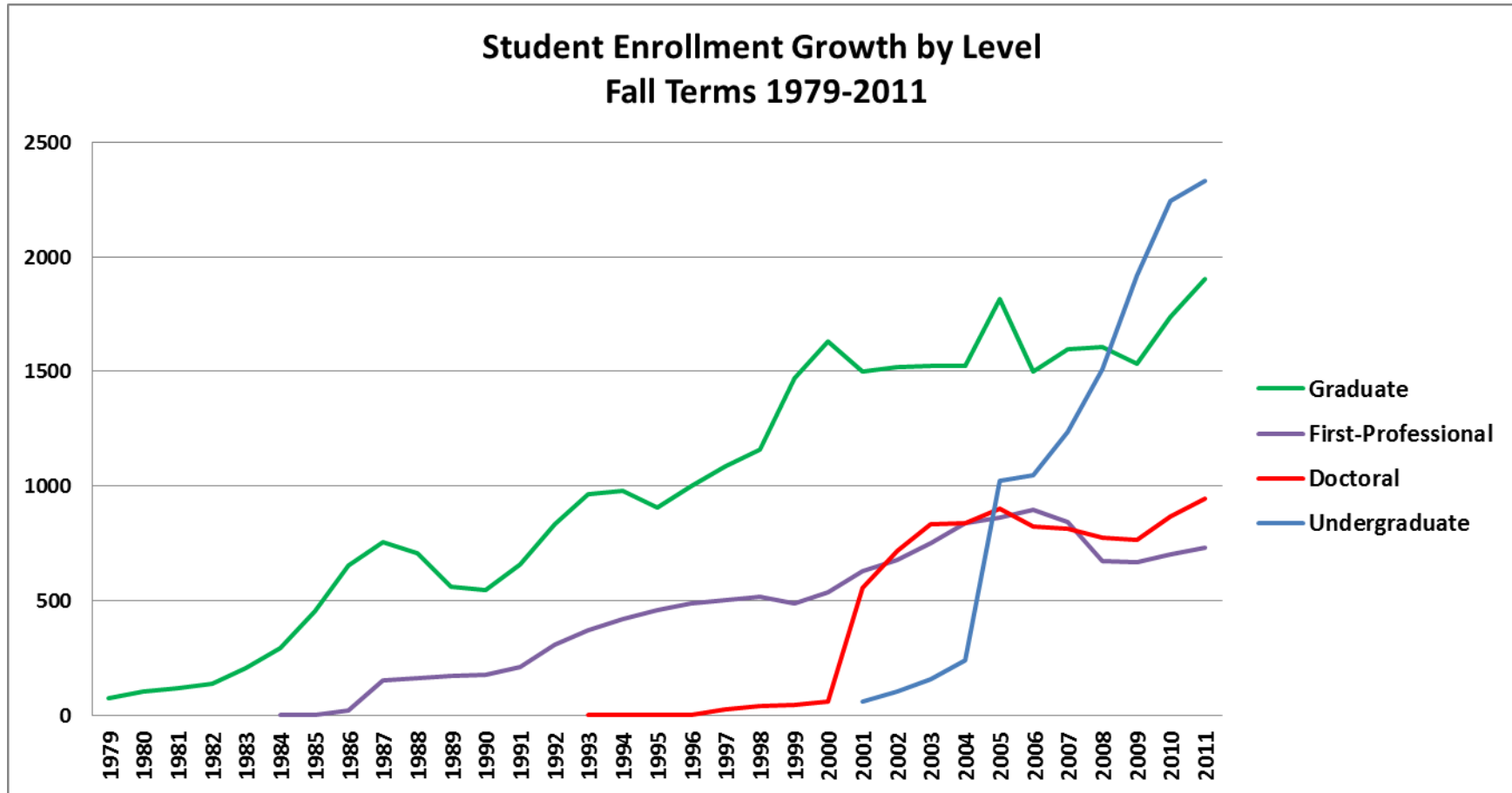


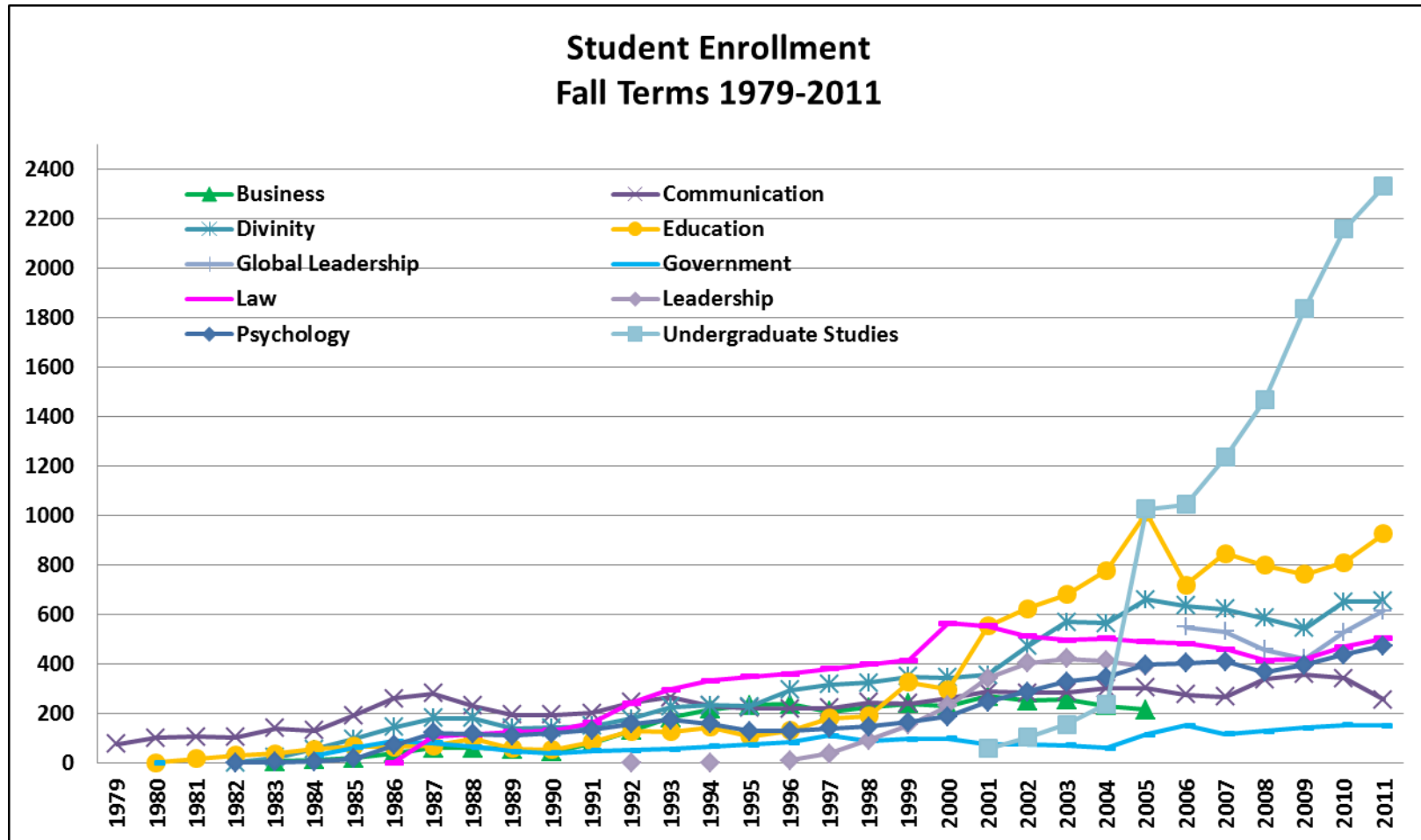


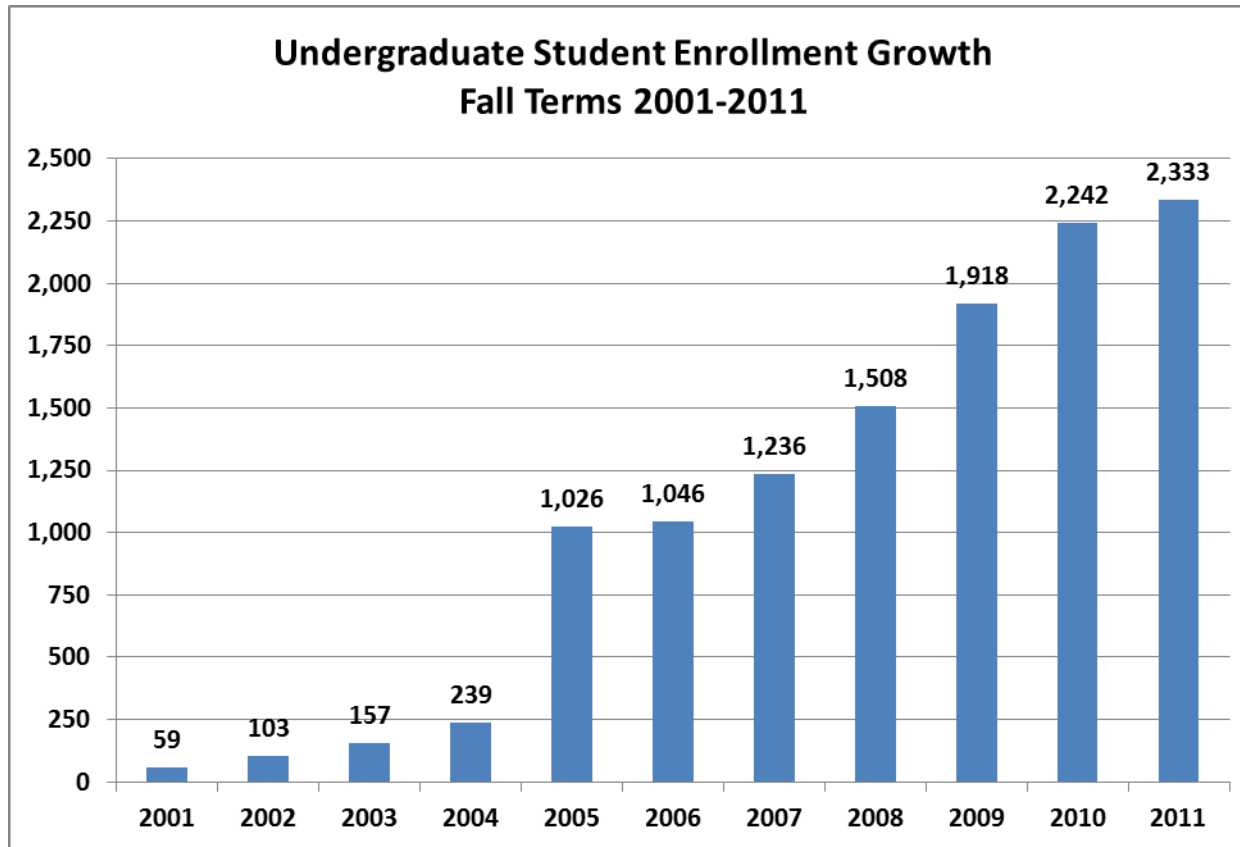
Semester	All Students	Graduate	Undergraduate
Fall 2005	4,266	3,220	1,046
Fall 2006	4,494	3,258	1,236
Fall 2007	4,563	3,055	1,508
Fall 2008	4,886	2,968	1,918
Fall 2009	5,555	3,313	2,242
Fall 2010	5,828	3,541	2,287
Fall 2011	5,915	3,582	2,333





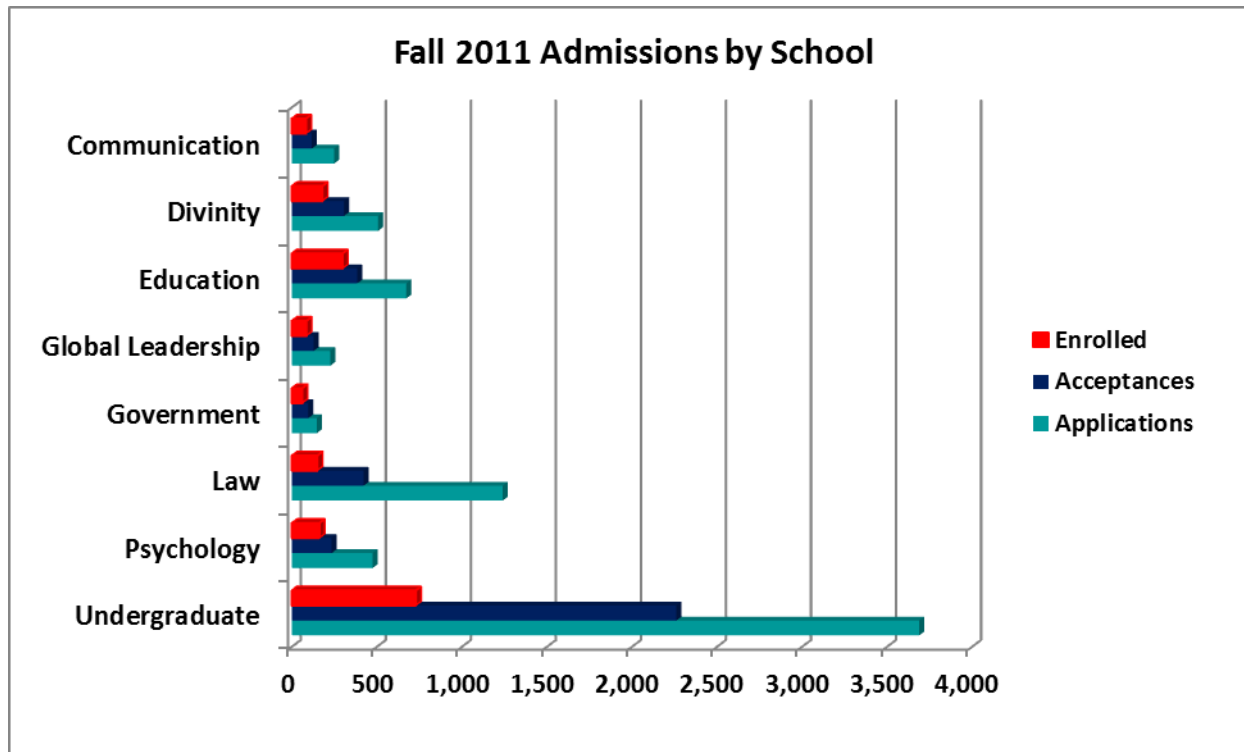






### Fall 2011 Admissions

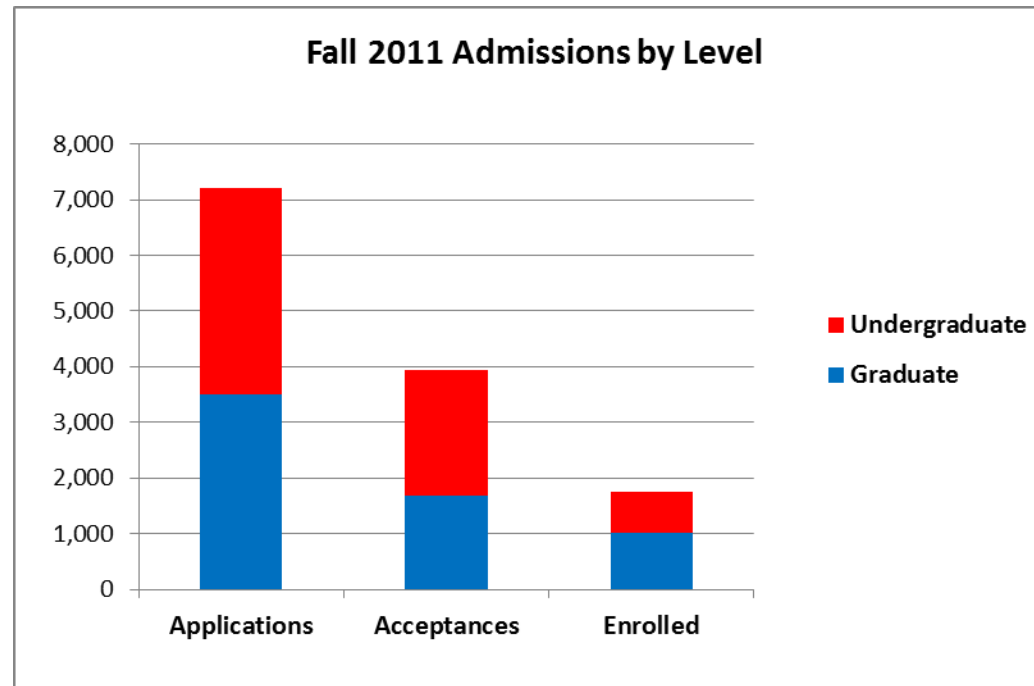
School	Applications	Acceptances	% Applications Accepted	Enrolled	% Accepted Enrolled
Communication	248	117	47.2%	83	70.9%
Divinity	506	306	60.5%	179	58.5%
Education	673	384	57.1%	298	77.6%
Global Leadership	225	128	56.9%	85	66.4%
Government	146	95	65.1%	60	63.2%
Law	1,239	422	34.1%	149	35.3%
Psychology	474	234	49.4%	161	68.8%
Undergraduate	3,688	2,261	61.3%	728	32.2%
<b>Total</b>	<b>7,199</b>	<b>3,947</b>	<b>54.8%</b>	<b>1,743</b>	<b>44.2%</b>





### Fall 2011 Admissions by Level

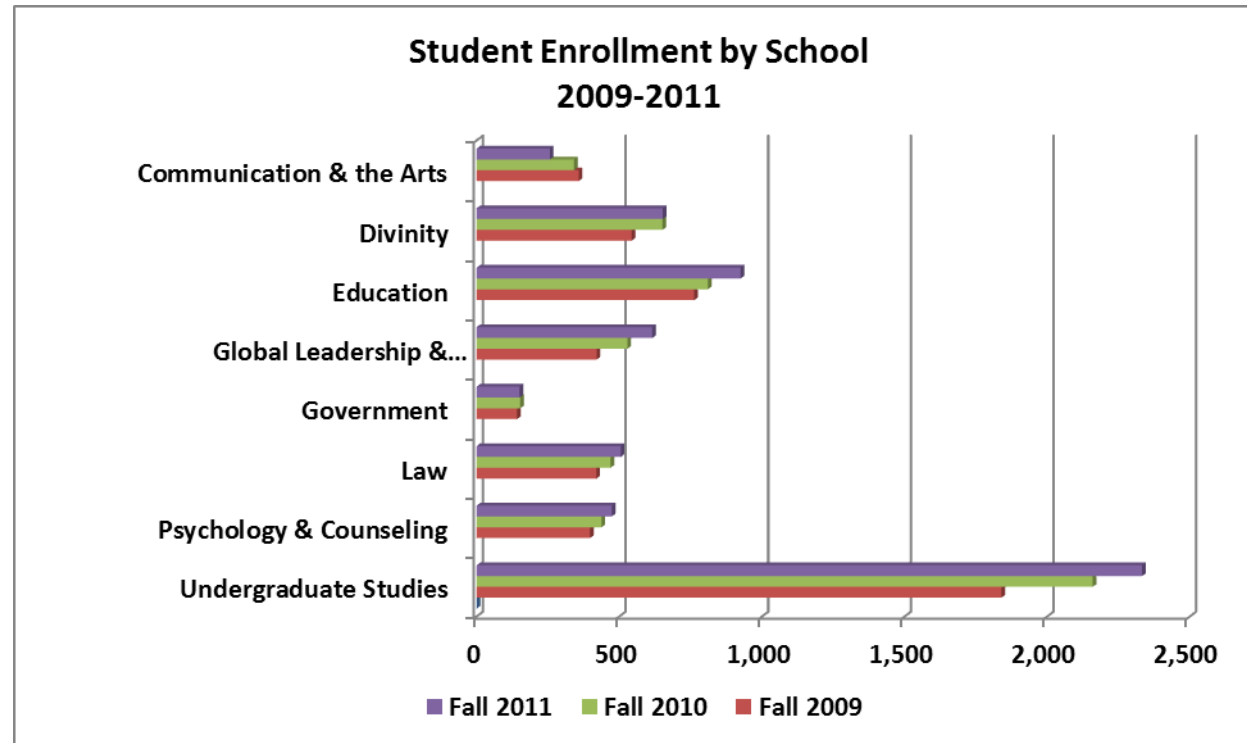
Level	Applications	Acceptances	% Applications Accepted	Enrolled	% Accepted Enrolled
Graduate	3,511	1,686	48.0%	1,015	60.2%
Undergraduate	3,688	2,261	61.3%	728	32.2%
<b>Total</b>	<b>7,199</b>	<b>3,947</b>	<b>54.8%</b>	<b>1,743</b>	<b>44.2%</b>

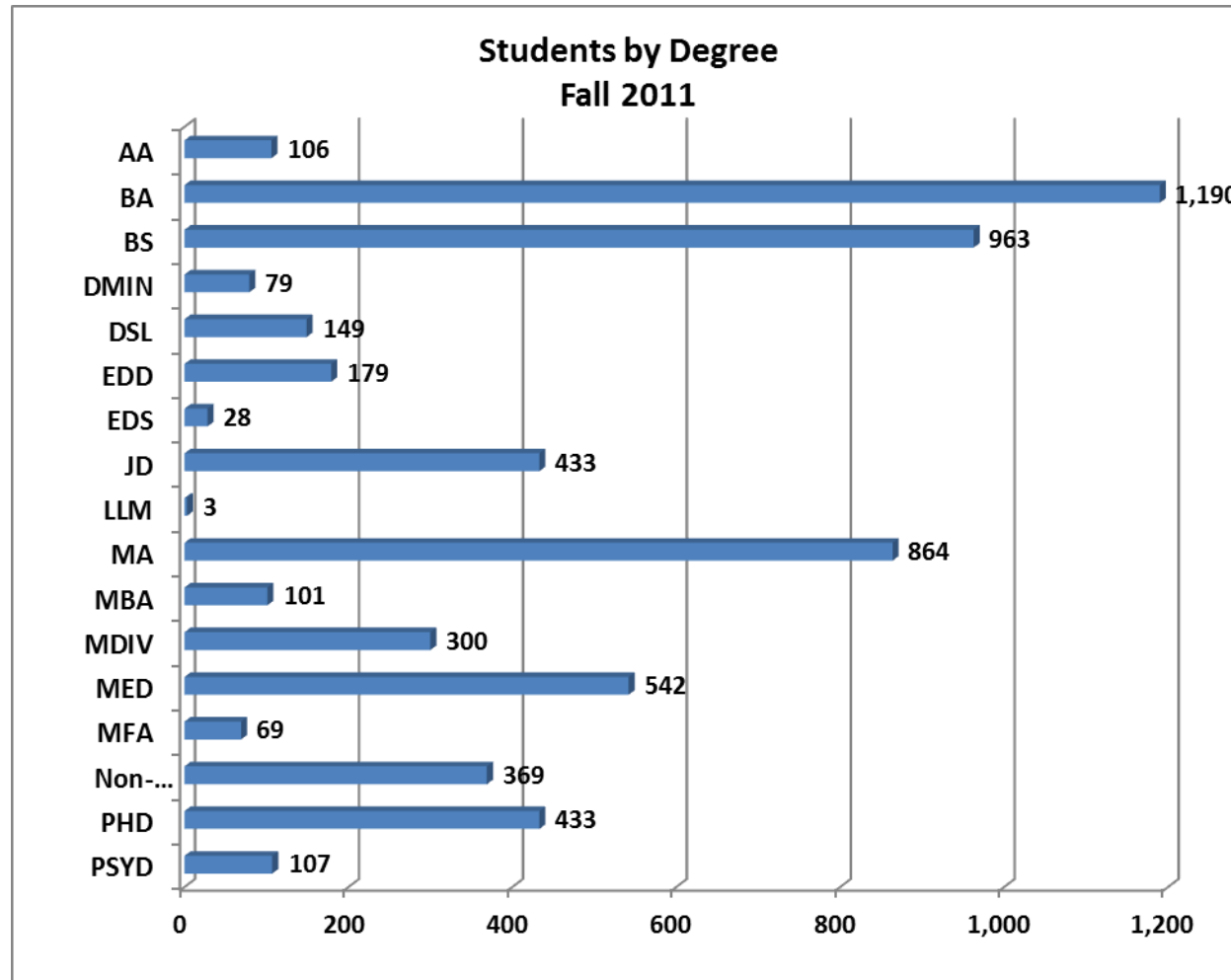




## Enrollment Distribution by School

School	Fall 2009	Fall 2010	Fall 2011
Communication & the Arts	358	342	257
Divinity	544	652	653
Education	763	811	926
Global Leadership & Entrepreneurship	421	529	616
Government	142	153	151
Law	420	470	505
Psychology & Counseling	398	438	474
Undergraduate Studies	1,840	2,160	2,333
<b>Total Students</b>	<b>4,886</b>	<b>5,555</b>	<b>5,915</b>

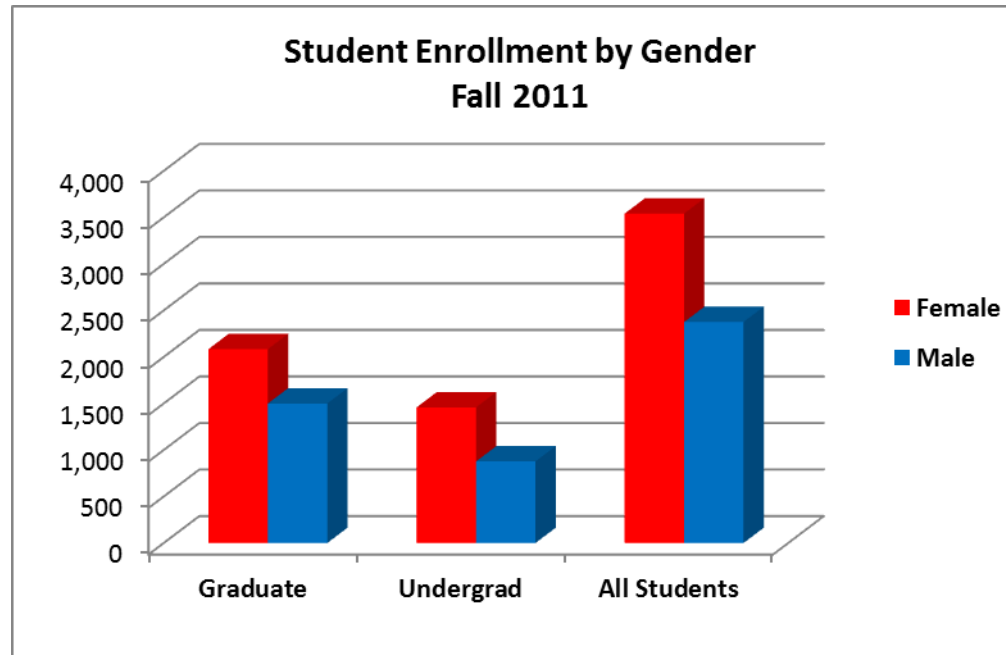






## Fall 2011 Student Enrollment by Gender

Gender	Graduate	Percentage	Undergrad	Percentage	All Students	Percentage
Female	2,083	58.2%	1,457	62.5%	3,540	59.8%
Male	1,499	41.8%	876	37.5%	2,375	40.2%
<b>Total Students</b>	<b>3,582</b>	<b>100.0%</b>	<b>2,333</b>	<b>100.0%</b>	<b>5,915</b>	<b>100.0%</b>

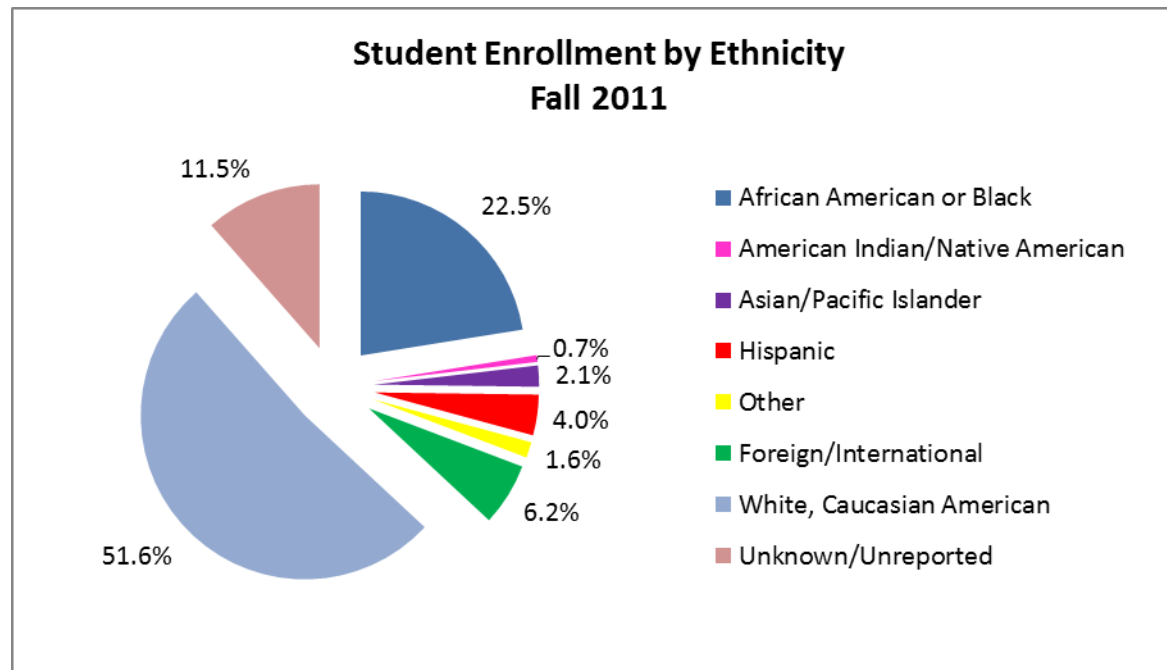






## Fall 2011 Student Enrollment by Race/Ethnicity

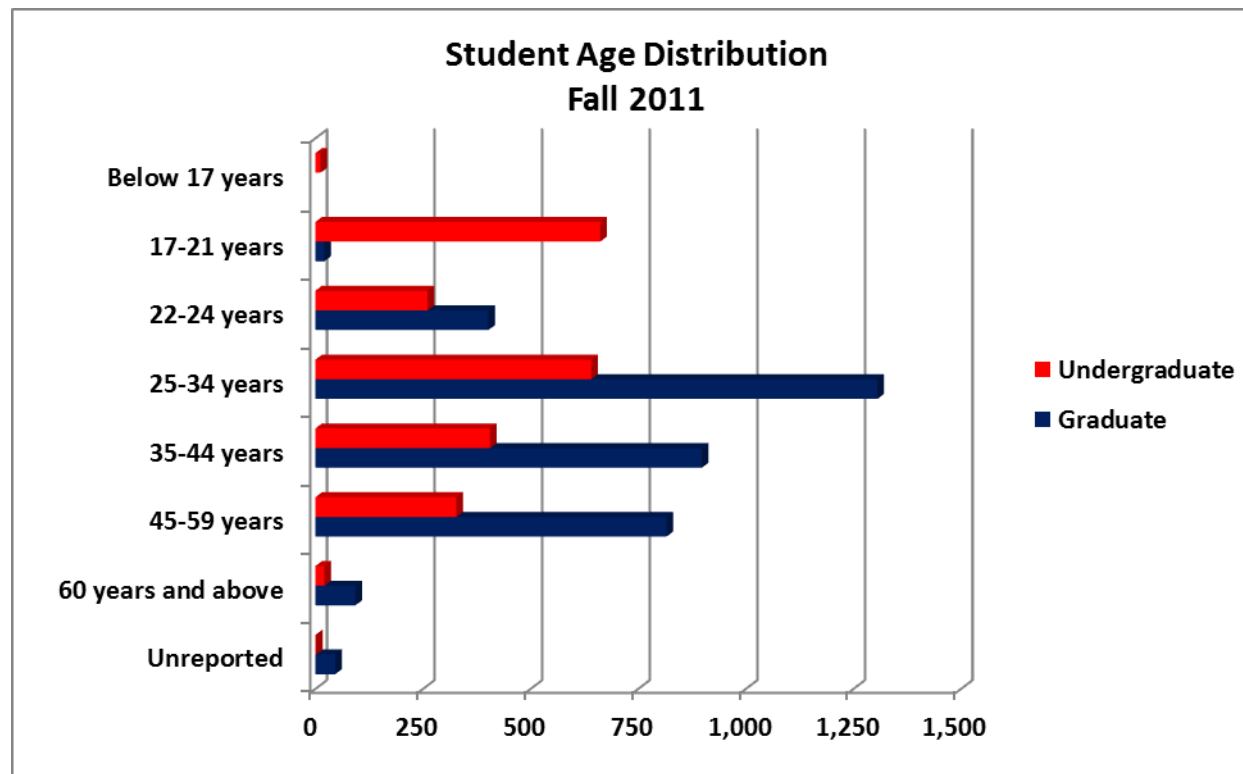
Race/Ethnicity	Graduate	Percentage	Undergraduate	Percentage	All Students	Percentage
African American or Black	805	22.5%	524	22.5%	1,329	22.5%
American Indian/Native American	22	0.6%	17	0.7%	39	0.7%
Asian/Pacific Islander	76	2.1%	47	2.0%	123	2.1%
Hispanic	104	2.9%	133	5.7%	237	4.0%
Other	44	1.2%	48	2.1%	92	1.6%
Foreign/International	324	9.0%	41	1.8%	365	6.2%
White, Caucasian American	1,808	50.5%	1,242	53.2%	3,050	51.6%
Unknown/Unreported	399	11.1%	281	12.0%	680	11.5%
<b>Total Students</b>	<b>3,582</b>	<b>100.0%</b>	<b>2,333</b>	<b>100.0%</b>	<b>5,915</b>	<b>100.0%</b>





## Fall 2011 Student Age Distribution

Age Range	Graduate	Percentage	Undergraduate	Percentage	All Students	Percentage
Below 17 years			12	0.5%	12	0.2%
17-21 years	21	0.6%	662	28.4%	683	11.5%
22-24 years	402	11.2%	261	11.2%	663	11.2%
25-34 years	1,306	36.5%	641	27.5%	1,947	32.9%
35-44 years	898	25.1%	406	17.4%	1,304	22.0%
45-59 years	816	22.8%	328	14.1%	1,144	19.3%
60 years and above	93	2.6%	21	0.9%	114	1.9%
Unreported	46	1.3%	2	0.1%	48	0.8%
<b>Total Students</b>	<b>3,582</b>	<b>100.0%</b>	<b>2,333</b>	<b>100.0%</b>	<b>5,915</b>	<b>100.0%</b>
<b>Average Age</b>	<b>37</b>		<b>31</b>		<b>34</b>	





### Fall 2011 Student Age Distribution by School

Age Range	Communication	Divinity	Education	GLE	Government	Law	Psychology	Undergrad	Total
Below 17								0.5%	0.2%
17-21	0.4%	1.2%	0.0%	0.0%	0.7%	2.0%	0.2%	28.4%	11.5%
22-24	18.3%	4.9%	2.4%	1.6%	24.5%	33.1%	18.4%	11.2%	11.2%
25-34	43.2%	29.9%	33.3%	26.8%	47.7%	54.3%	38.2%	27.5%	32.9%
35-44	21.4%	25.7%	30.5%	36.2%	18.5%	7.1%	22.4%	17.4%	22.0%
45-59	14.8%	31.9%	27.0%	32.1%	8.6%	2.4%	20.5%	14.1%	19.3%
60 and above	1.2%	6.0%	2.8%	3.1%	0.0%	0.8%	0.4%	0.9%	1.9%
Unknown/Unreported	0.8%		4.1%	0.2%		0.4%		0.1%	0.8%
<b>Average Age</b>	<b>34</b>	<b>41</b>	<b>39</b>	<b>41</b>	<b>31</b>	<b>28</b>	<b>35</b>	<b>31</b>	<b>34</b>

### Fall 2011 Student Ethnicity by School

Race/Ethnicity	Communication	Divinity	Education	GLE	Government	Law	Psychology	Undergrad	Total
African American or Black	16.3%	39.7%	20.5%	27.0%	29.8%	3.9%	19.9%	22.6%	22.5%
American Indian/Native American	0.8%	0.8%	0.2%	0.6%		1.6%	0.2%	0.7%	0.7%
Asian/Pacific Islander	1.2%	2.0%	1.2%	2.8%	1.3%	4.1%	1.7%	2.0%	2.1%
Hispanic	3.9%	3.1%	1.7%	4.2%	2.6%	3.6%	2.3%	5.7%	4.0%
Other		1.7%	1.2%	1.9%	2.6%	0.4%	1.1%	2.1%	1.6%
Foreign/International	5.4%	6.3%	4.2%	7.9%	2.0%	22.9%	14.0%	1.1%	6.2%
White, Caucasian American	68.1%	45.0%	34.9%	53.4%	60.9%	61.1%	57.3%	53.6%	51.6%
Unknown/Unreported	4.3%	1.5%	36.1%	2.3%	0.7%	2.5%	3.4%	12.1%	11.5%

### Fall 2011 Student Gender by School

Gender	Communication	Divinity	Education	GLE	Government	Law	Psychology	Undergrad	Total
Female	49.8%	41.8%	79.4%	40.9%	53.6%	48.7%	77.6%	62.5%	59.8%
Male	50.2%	58.2%	20.6%	59.1%	46.4%	51.3%	22.4%	37.5%	40.2%



### Fall 2011 Students by Religious Affiliation

Religious Affiliation	Students	Percentage
African Methodist Episcopal	21	0.36%
Apostolic	40	0.68%
Assemblies of God	318	5.38%
Baptist - General	774	13.09%
Charismatic	209	3.53%
Christian & Missionary Alliance	51	0.86%
Christian Ch./Disp. of Christ	103	1.74%
Church of Christ	62	1.05%
Church of God in Christ	56	0.95%
Church of God, Cleveland, TN	50	0.85%
Church of God, Indiana	16	0.27%
Church of the Nazarene	36	0.61%
Churches of the Brethren	5	0.08%
Disciples of Christ	7	0.12%
Episcopal Church	36	0.61%
Evangelical Presbyterian	71	1.20%
Foursquare Gospel Church	38	0.64%
Free Methodist	13	0.22%
Greek Orthodox	8	0.14%
Independent Baptist	32	0.54%
Lutheran	57	0.96%

Religious Affiliation	Students	Percentage
Mennonite	11	0.19%
Messianic Jew	15	0.25%
Mormon	1	0.02%
Nondenominational	1,504	25.43%
Orthodox Jew	1	0.02%
Orthodox Presbyterian	9	0.15%
Other Denomination	198	3.35%
Pentecostal Holiness	64	1.08%
Pentecostal	273	4.62%
Presbyterian Church (USA)	81	1.37%
Protestant	150	2.54%
Quaker (Soc/Friends)	2	0.03%
Reformed Jew	1	0.02%
Reformed Presbyterian	37	0.63%
Roman Catholic	198	3.35%
Seventh Day Adventist	25	0.42%
Southern Baptist	170	2.87%
United Methodist	131	2.21%
Unknown	1,041	17.60%
<b>Total Students</b>	<b>5,915</b>	<b>100.00%</b>

**Regent students represent 39 different religious affiliations.**



## Fall 2011 Student Enrollment by Application State

State	Students
Alabama	55
Alaska	9
Arizona	41
Arkansas	31
California	183
Colorado	60
Connecticut	40
Delaware	19
District of Columbia	23
Florida	194
Georgia	173
Hawaii	11
Idaho	9
Illinois	68
Indiana	63
Iowa	15
Kansas	23
Kentucky	43
Louisiana	19
Maine	9
Maryland	170
Massachusetts	22
Michigan	74
Minnesota	39
Mississippi	27
Missouri	55
Montana	10
Nebraska	16

State	Students
Nevada	13
New Hampshire	7
New Jersey	64
New Mexico	9
New York	120
North Carolina	299
North Dakota	6
Ohio	110
Oklahoma	35
Oregon	21
Pennsylvania	176
Rhode Island	4
South Carolina	65
South Dakota	11
Tennessee	86
Texas	200
Utah	6
Vermont	9
Virginia	2,629
Washington	48
West Virginia	18
Wisconsin	36
Wyoming	10
Armed Forces	27
International	399
Unreported	6
<b>Total Students, 50 States</b>	<b>5,915</b>



## Fall 2011 Student Enrollment by Country

Country	Students
Afars and Issas	1
Albania	11
Antigua & Barbuda	1
Australia	3
Austria	1
Bahamas	3
Bahrain	1
Barbados	3
Bermuda	5
Brazil	2
Cambodia	2
Cameroon	2
Canada	27
Cape Verde	1
Central African Republic	1
Chad	1
China	2
Colombia	2
Cote D'ivoire (Ivory Coast)	1
Cuba	1
Dominican Republic	1
Egypt	1
El Salvador	2
Ethiopia	3
France	1
Germany	9
Ghana	7
Guam	1

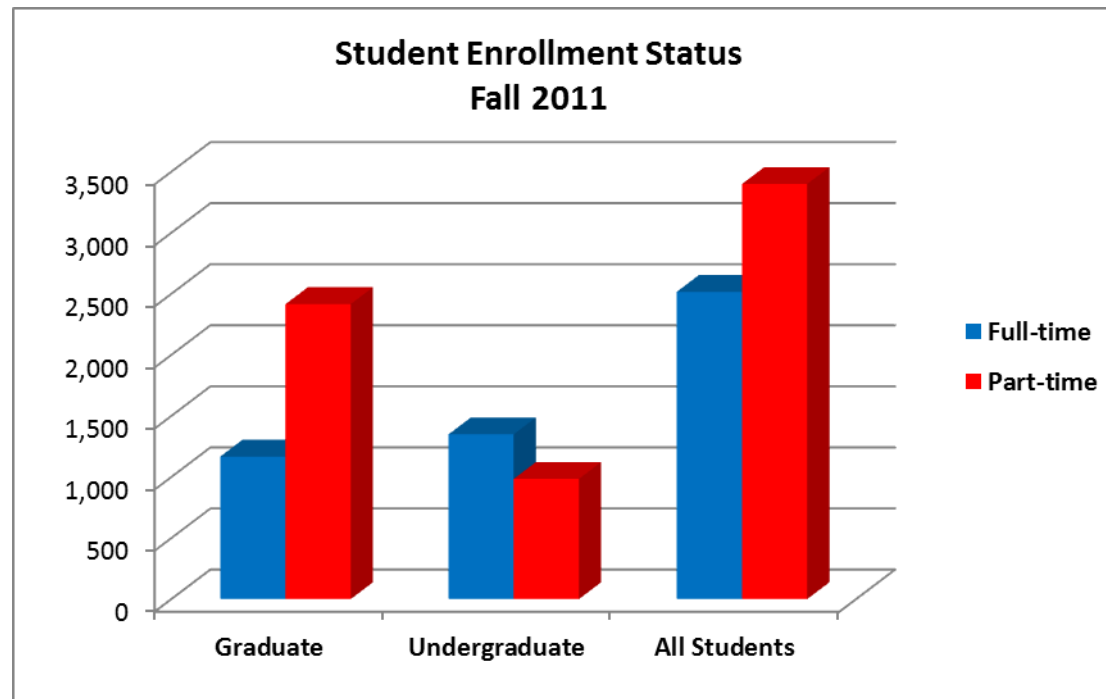
Country	Students
Guatemala	1
Guyana	1
Haiti	2
Honduras	2
Hong Kong	1
Hungary	1
Iceland	1
India	36
Iran	1
Jamaica	10
Japan	2
Kenya	9
Liberia	2
Lithuania	1
Malawi	2
Malaysia	3
Mexico	7
Morocco	1
Myanmar	1
Netherlands	2
New Zealand	2
Nigeria	8
North Korea	18
Norway	3
Pakistan	1
Panama	1
Peru	3
Philippines	10

Country	Students
Poland	1
Puerto Rico	2
Qatar	1
Romania	1
Russia	7
Rwanda	2
Singapore	3
South Africa	66
South Korea	47
Sri Lanka	1
St. Vincent & the Grenadines	1
Switzerland	1
Taiwan	4
Thailand	1
Togo	3
Trinidad & Tobago	3
Turkey	3
Uganda	2
Ukraine	3
United Kingdom	8
Upper Volta	1
Vanuatu	1
Viet Nam	3
Virgin Islands	3
Wake Island	1
Zimbabwe	2
<b>Total Students, 82 Countries</b>	<b>399</b>



## Fall 2011 Student Full-time and Part-time Status

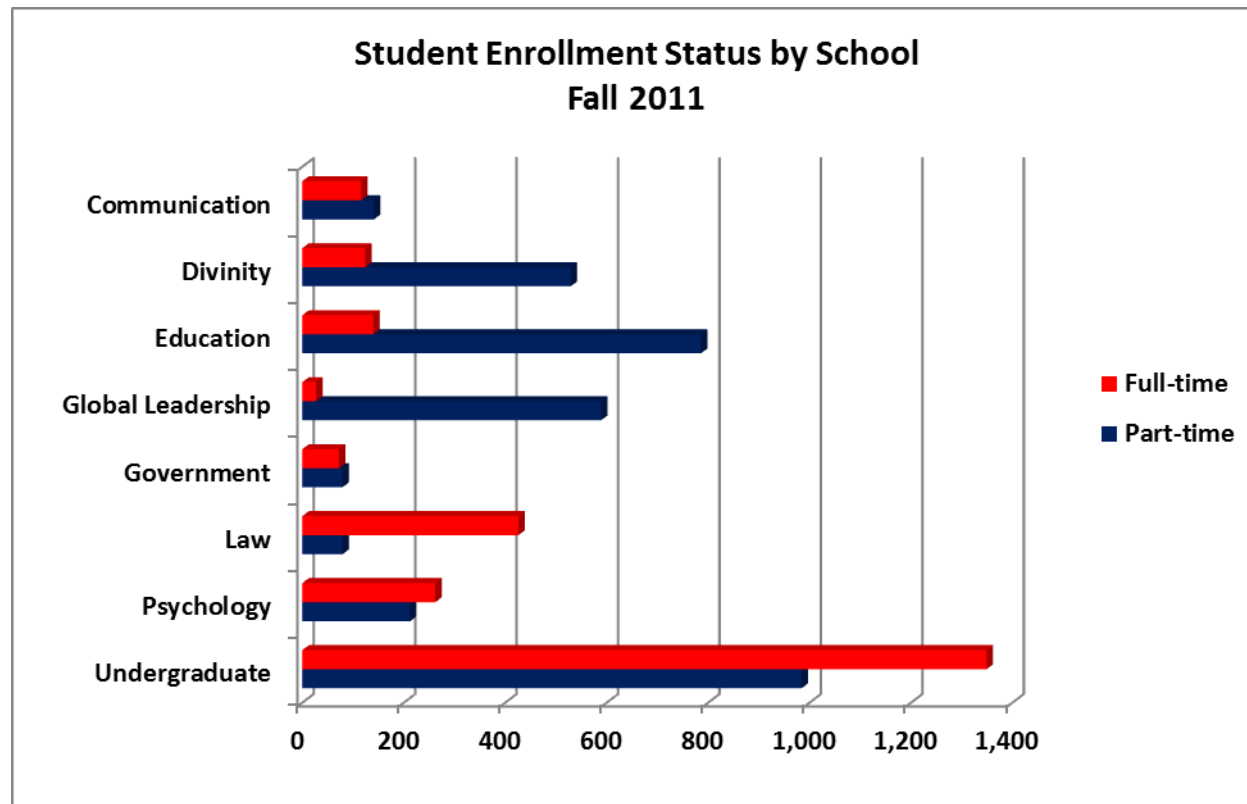
FT/PT Status	Graduate	Percentage	Undergraduate	Percentage	All Students	Percentage
Full-time	1,167	32.6%	1,349	57.8%	2,516	42.5%
Part-time	2,415	67.4%	984	42.2%	3,399	57.5%
<b>Total Students</b>	<b>3,582</b>	<b>100.0%</b>	<b>2,333</b>	<b>100.0%</b>	<b>5,915</b>	<b>100.0%</b>





## Fall 2011 Student Full-time and Part-time Status by School

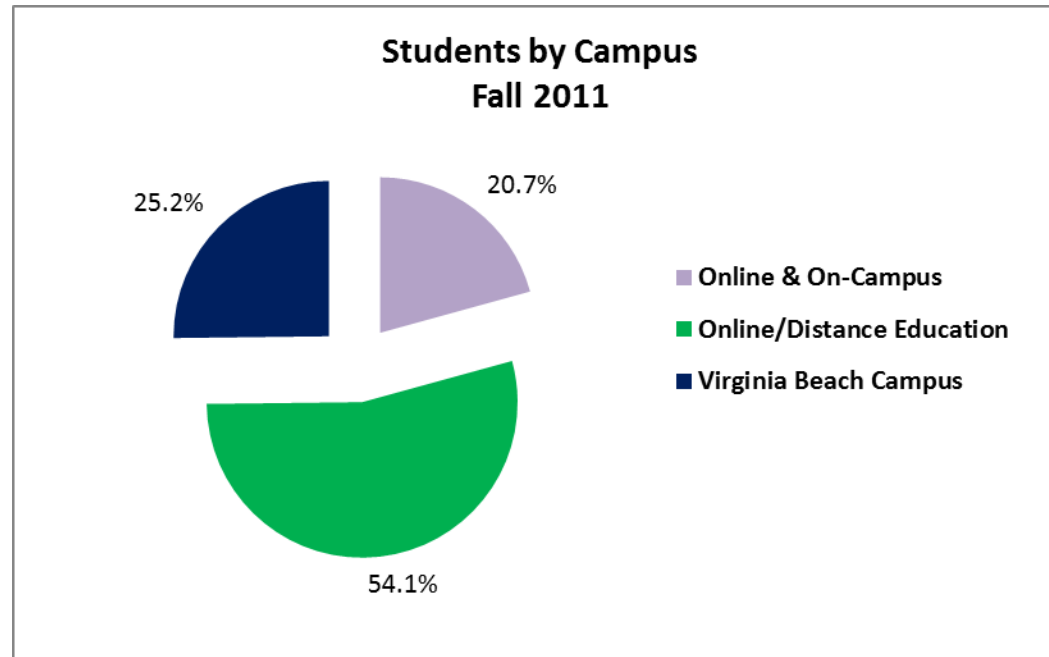
FT/PT Status	Communication	Divinity	Education	Global Leadership	Government	Law	Psychology	Undergraduate	Total
Full-time	116	124	140	27	72	426	262	1,349	2,516
Part-time	141	529	786	589	79	79	212	984	3,399
<b>Total Students</b>	<b>257</b>	<b>653</b>	<b>926</b>	<b>616</b>	<b>151</b>	<b>505</b>	<b>474</b>	<b>2,333</b>	<b>5,915</b>





### Fall 2011 Students by School and Campus

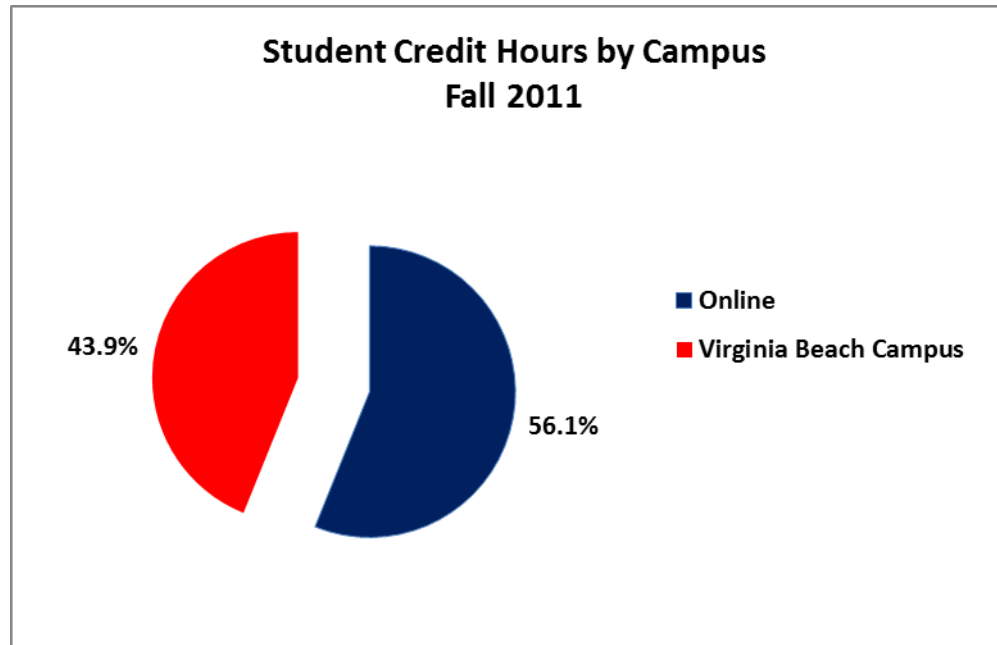
Campus	Communication	Divinity	Education	Global Leadership	Government	Law	Psychology	Undergrad	Total	Percentage
Online & On-Campus	70	263	193	8	53	9	141	489	1,226	20.7%
Online/Distance Education	110	181	599	584	76	70	176	1,404	3,200	54.1%
Virginia Beach Campus	77	209	134	24	22	426	157	440	1,489	25.2%
<b>Total Students</b>	<b>257</b>	<b>653</b>	<b>926</b>	<b>616</b>	<b>151</b>	<b>505</b>	<b>474</b>	<b>2,333</b>	<b>5,915</b>	<b>100.0%</b>





## Fall 2011 Student Credit Hours by Campus

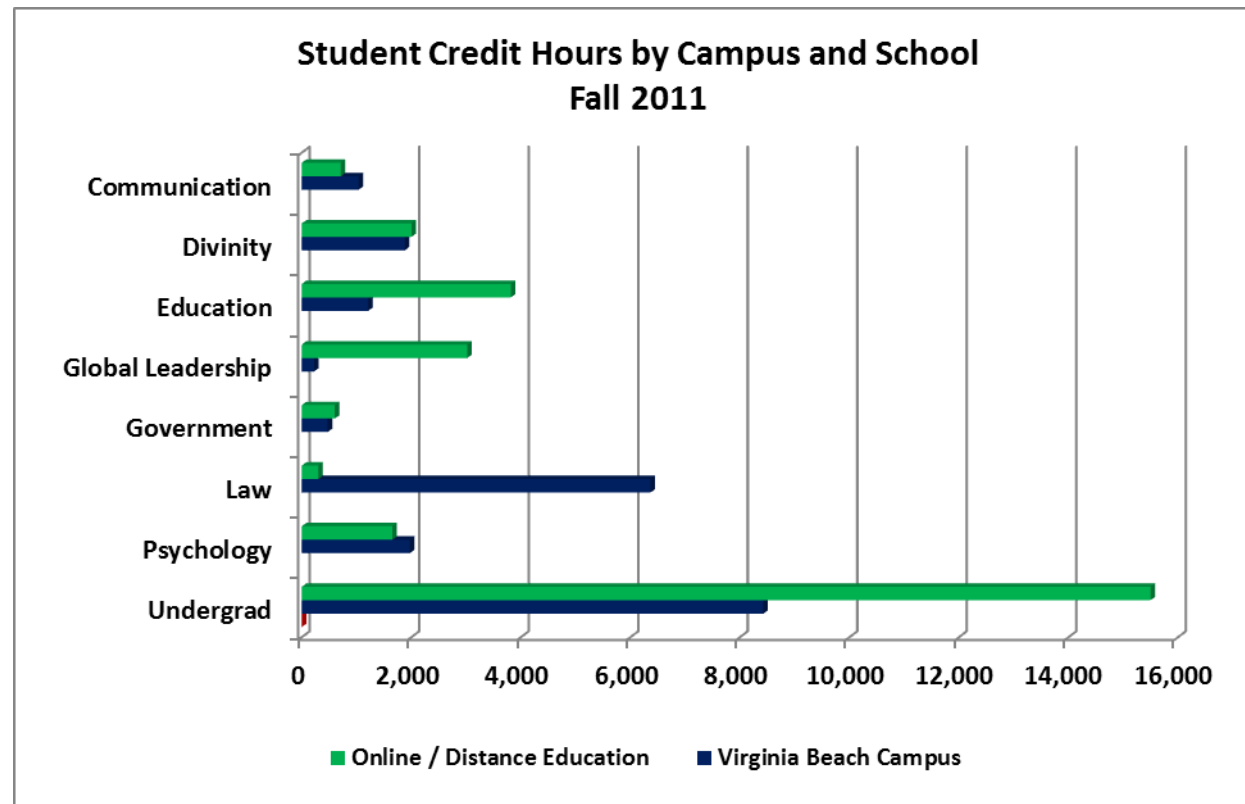
Campus	Graduate	Percentage	Undergraduate	Percentage	All Students	Percentage
Online	12,124	47.9%	15,502	64.8%	27,626	56.1%
Virginia Beach Campus	13,183	52.1%	8,431	35.2%	21,614	43.9%
<b>Total Credit Hours</b>	<b>25,307</b>	<b>100.0%</b>	<b>23,933</b>	<b>100.0%</b>	<b>49,240</b>	<b>100.0%</b>





## Fall 2011 Student Credit Hours by Campus and School

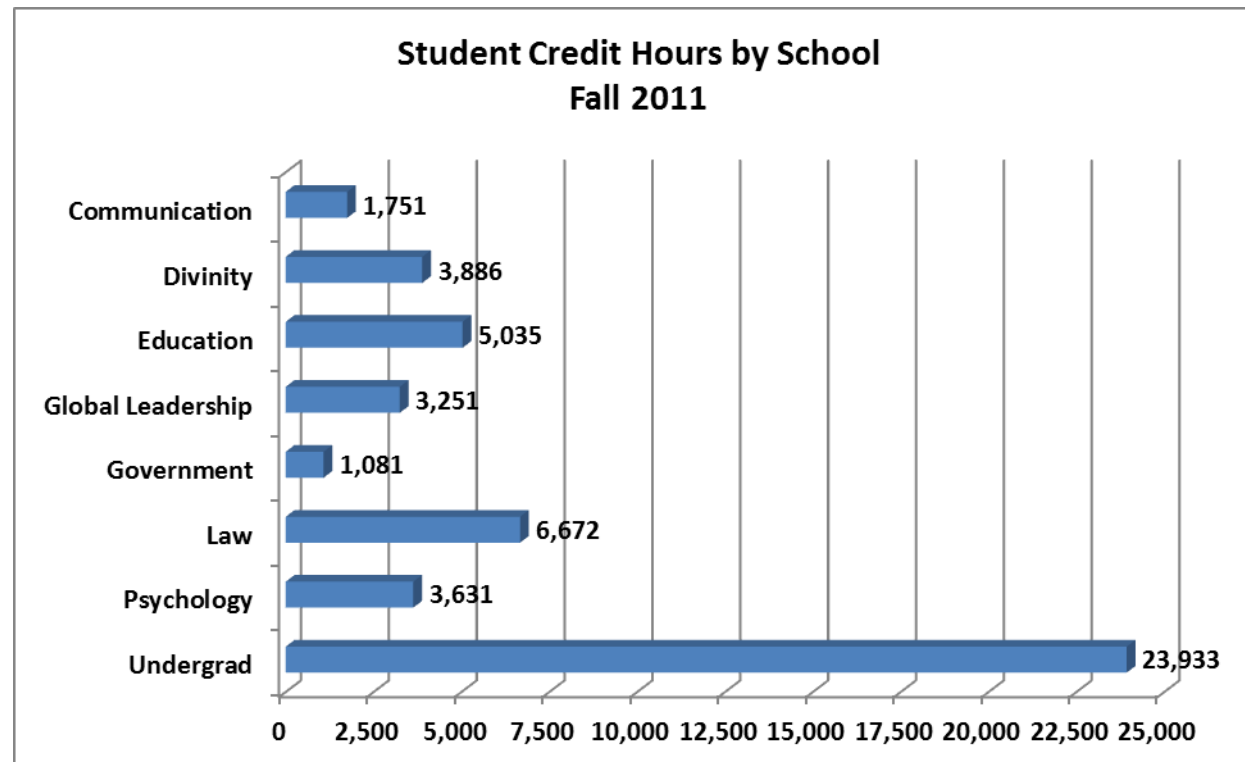
Campus	Communication	Divinity	Education	Global Leadership	Government	Law	Psychology	Undergrad	Total
Online	712	2,004	3,821	3,025	605	302	1,655	15,502	27,626
Virginia Beach Campus	1,039	1,882	1,214	226	476	6,370	1,976	8,431	21,614
<b>Total Credit Hours</b>	<b>1,751</b>	<b>3,886</b>	<b>5,035</b>	<b>3,251</b>	<b>1,081</b>	<b>6,672</b>	<b>3,631</b>	<b>23,933</b>	<b>49,240</b>





## Fall 2011 Student Credit Hours by School

School	Student Credit Hours	Percentages
Communication	1,751	3.6%
Divinity	3,886	7.9%
Education	5,035	10.2%
Global Leadership	3,251	6.6%
Government	1,081	2.2%
Law	6,672	13.5%
Psychology	3,631	7.4%
Undergrad	23,933	48.6%
<b>Total Credit Hours</b>	<b>49,240</b>	<b>100.0%</b>

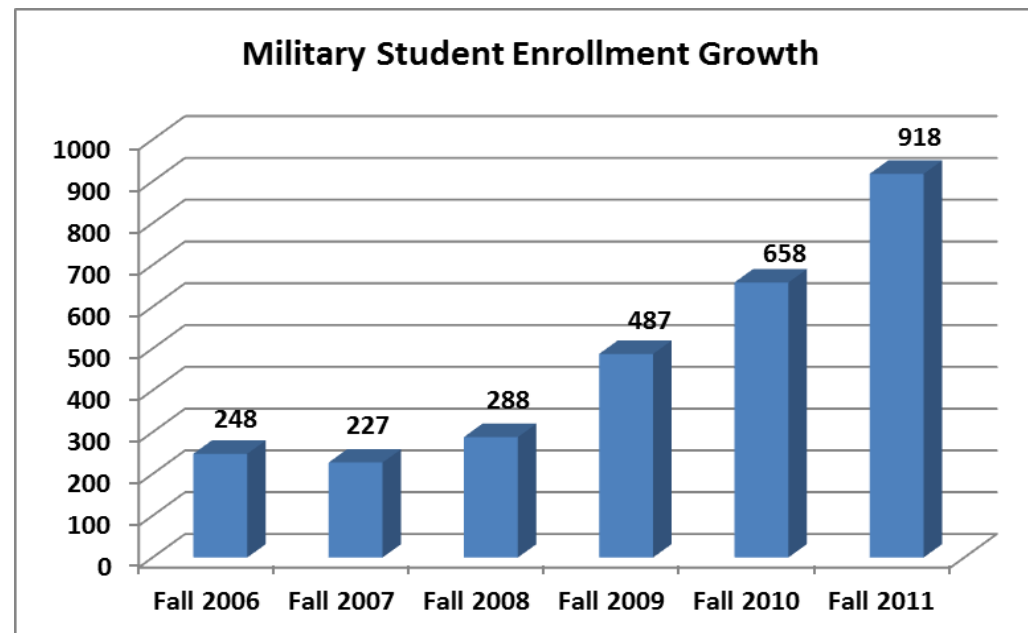




## Fall 2011 Military Student Enrollment

Military Classification	Fall 2011	Percentage
Active Duty	177	19.3%
Spouse	53	5.8%
Veterans	688	74.9%
<b>Total Military</b>	<b>918</b>	<b>100.0%</b>

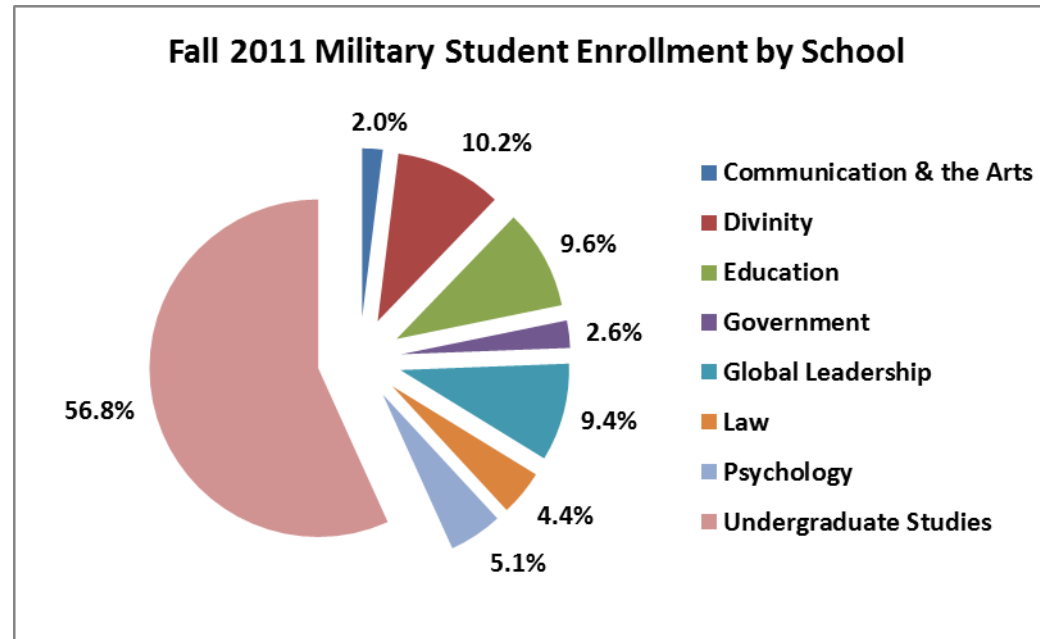
Active Duty by Branch	Fall 2011	Percentage
National Guard	12	6.8%
U.S. Air Force	32	18.1%
U.S. Army	37	20.9%
U.S. Coast Guard	12	6.8%
U.S. Marines	8	4.5%
U.S. Navy	76	42.9%
<b>Total Active Duty</b>	<b>177</b>	<b>100.0%</b>





## Fall 2011 Military Student Enrollment by School

School	Fall 2011	Percentage
Communication & the Arts	18	2.0%
Divinity	94	10.2%
Education	88	9.6%
Government	24	2.6%
Global Leadership	86	9.4%
Law	40	4.4%
Psychology	47	5.1%
Undergraduate Studies	521	56.8%
<b>Total Military</b>	<b>918</b>	<b>100.0%</b>





## Fall 2011 Average Tuition and Fees by School

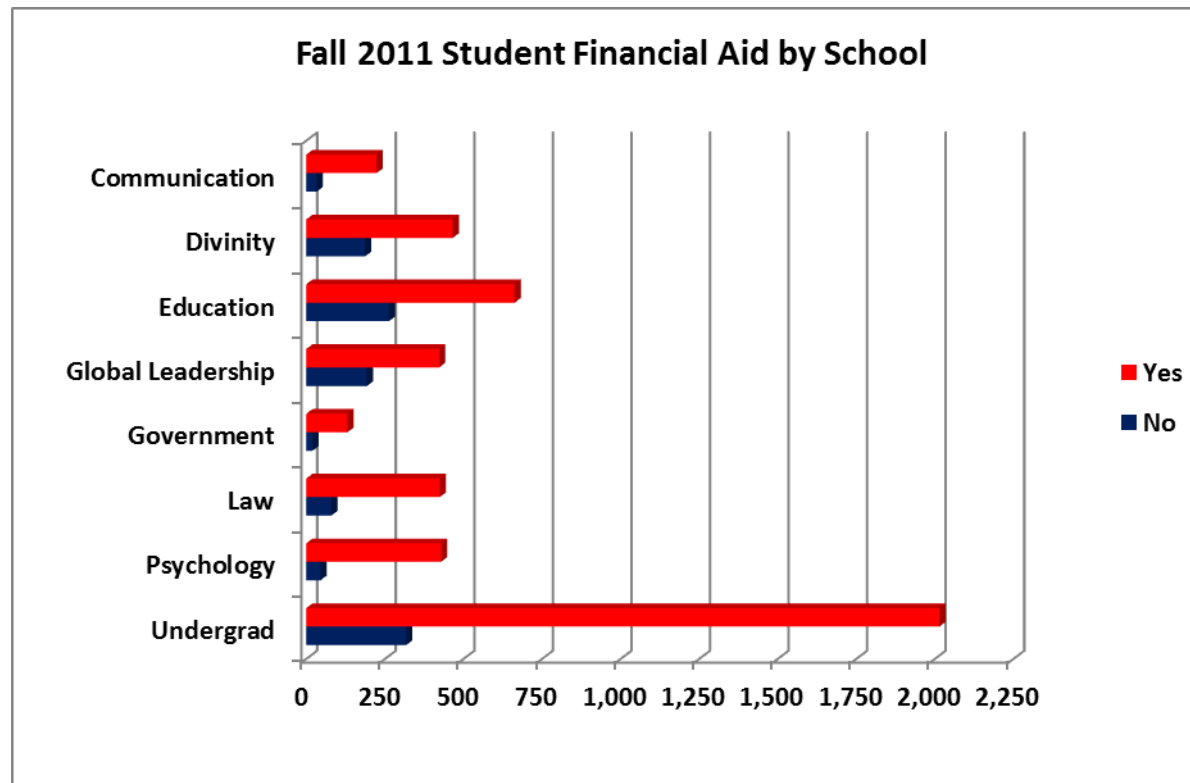
School	Degree	Cost per Credit Hour
<b>School of Communication &amp; the Arts</b>	M.A.	\$920
	M.F.A.	\$920
	Ph.D.	\$985
<b>School of Divinity</b>	M.A.	\$515
	D.Min.	\$525
	Ph.D.	\$650
<b>School of Education</b>	M.Ed.	\$640
	Ed.S.	\$730
	Ed.D.	\$820
<b>School of Global Leadership &amp; Entrepreneurship</b>	M.A. in Business	\$825
	M.A. in Leadership	\$675
	M.B.A.	\$825
	D.S.L.	\$925
	Ph.D.	\$925
<b>School of Government</b>	M.A.	\$795
<b>School of Law</b>	J.D., LL.M.	\$1,025
<b>School of Psychology &amp; Counseling</b>	Counseling HSC	\$645
	Counseling M.A.	\$660
	Counseling M.A. Online	\$690
	Psy.D.	\$755
	Ph.D.	\$755
<b>School of Undergraduate Studies</b>	Undergraduate Studies	\$495
	Communication (300-400) level	\$685

Student Fees	Cost per Semester
Academic Service Fee	\$10
Council of Graduate Students Fee (On-campus Fall and Spring)	\$20
Parking Fee (On-campus)	\$100
Technology Fee	\$200
Undergraduate Support Fee	\$19



## Fall 2011 Student Financial Aid by School

Financial Aid	Communication	Divinity	Education	Global Leadership	Government	Law	Psychology	Undergrad	Total	Percentage
Yes	224	466	663	423	131	425	429	2,015	4,776	80.7%
No	33	187	263	193	20	80	45	318	1,139	19.3%
<b>Total Students</b>	<b>257</b>	<b>653</b>	<b>926</b>	<b>616</b>	<b>151</b>	<b>505</b>	<b>474</b>	<b>2,333</b>	<b>5,915</b>	<b>100.0%</b>







## Fall 2011 Student-to-Faculty Ratios by School

Fall 2011	Communication	Divinity	Education	Global Leadership	Government	Law	Psychology	Graduate
<b>Student FTE</b>	196	408	561	362	122	675	403	2,727
<b>Full-time Faculty</b>	24	20	26	13	7	29	31	150
<b>Student-to-Faculty Ratio</b>	<b>8 to 1</b>	<b>20 to 1</b>	<b>22 to 1</b>	<b>28 to 1</b>	<b>17 to 1</b>	<b>23 to 1</b>	<b>13 to 1</b>	<b>18 to 1</b>

*FTE = 9 hours Graduate, 10 hours First Professional*

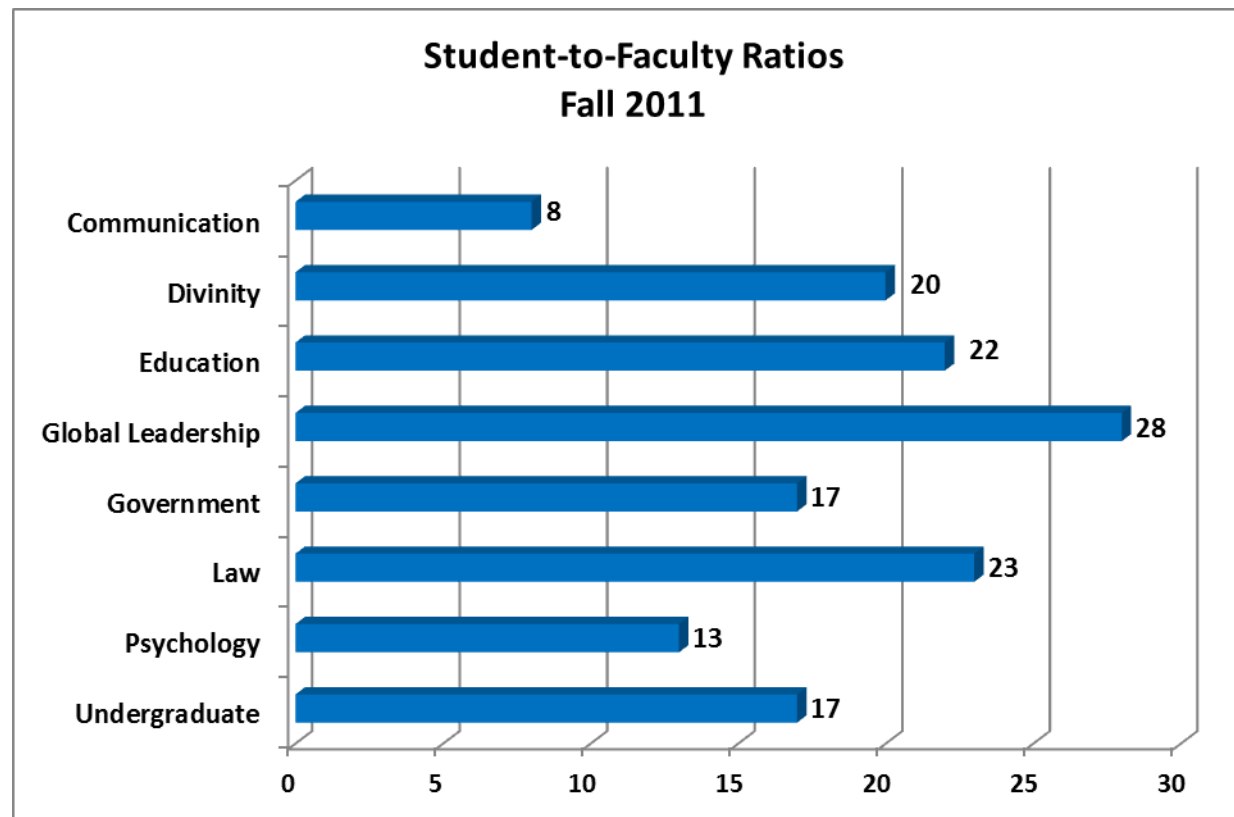
**Graduate Student-to-Faculty Ratio = Student FTE / Full-time Faculty**

**Undergraduate Student-to-Faculty Ratio = Students (Full-time + 1/3 Part-time) / Faculty (Full-time + 1/3 Part-time)**

**Fall 2011 Undergraduate Student-to-Faculty Ratio: 17 to 1**

**Based on 1,677 Students and 96 Faculty**

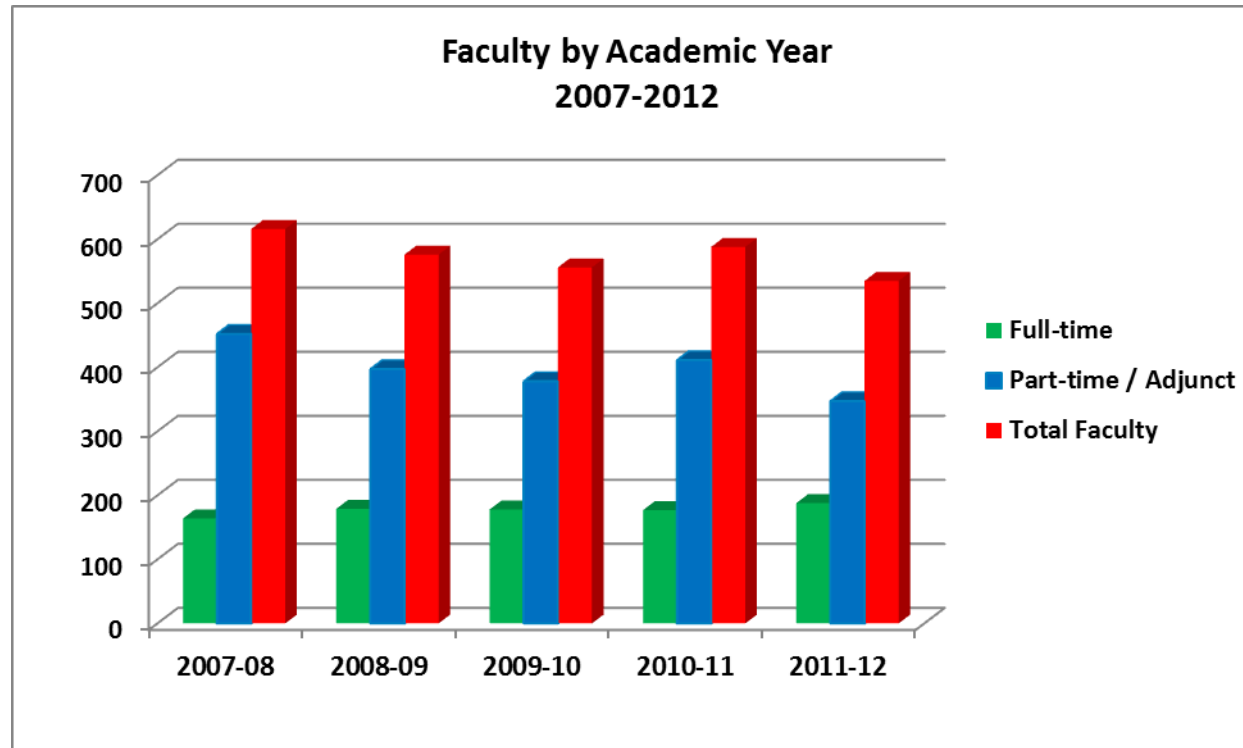
<b>Undergrad</b>
1,677
96
<b>17 to 1</b>





## Faculty by Academic Year

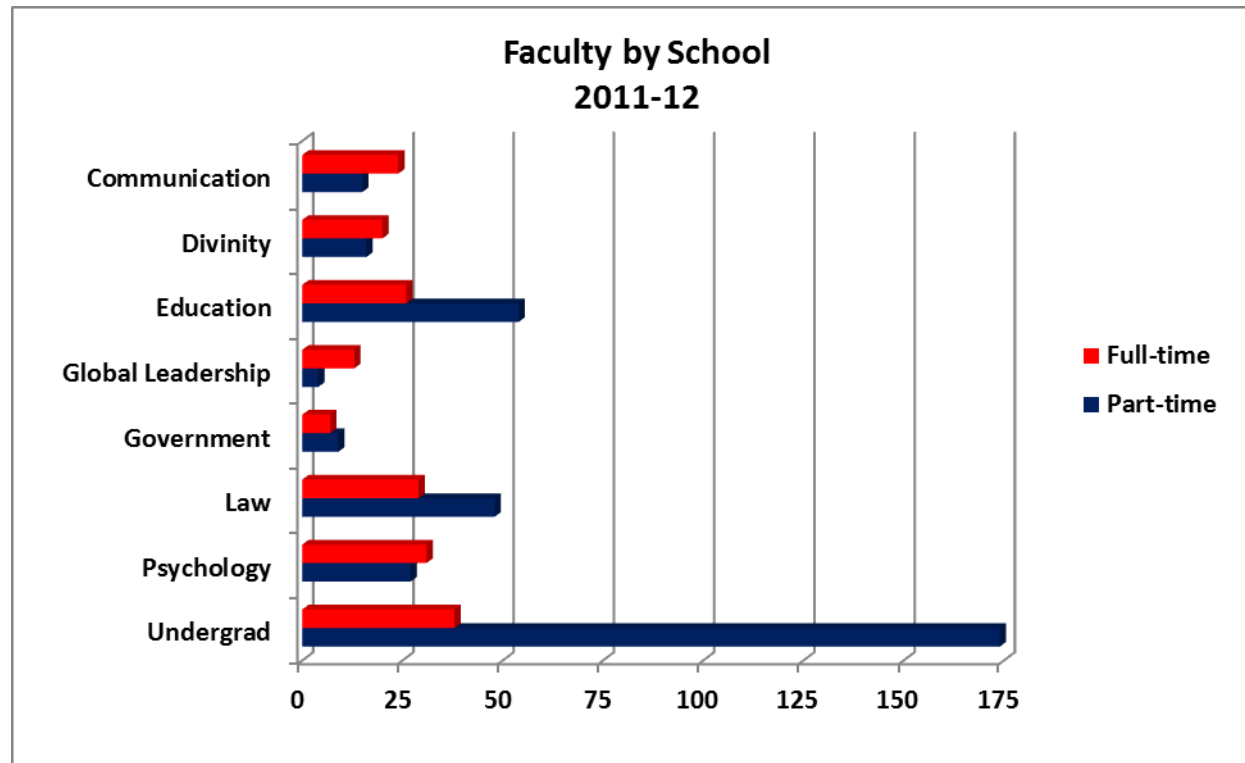
Faculty	2007-08	2008-09	2009-10	2010-11	2011-12
Full-time	164	179	178	177	188
Part-time / Adjunct	452	397	378	411	347
<b>Total Faculty</b>	<b>616</b>	<b>576</b>	<b>556</b>	<b>588</b>	<b>535</b>





## 2011-12 Faculty by School

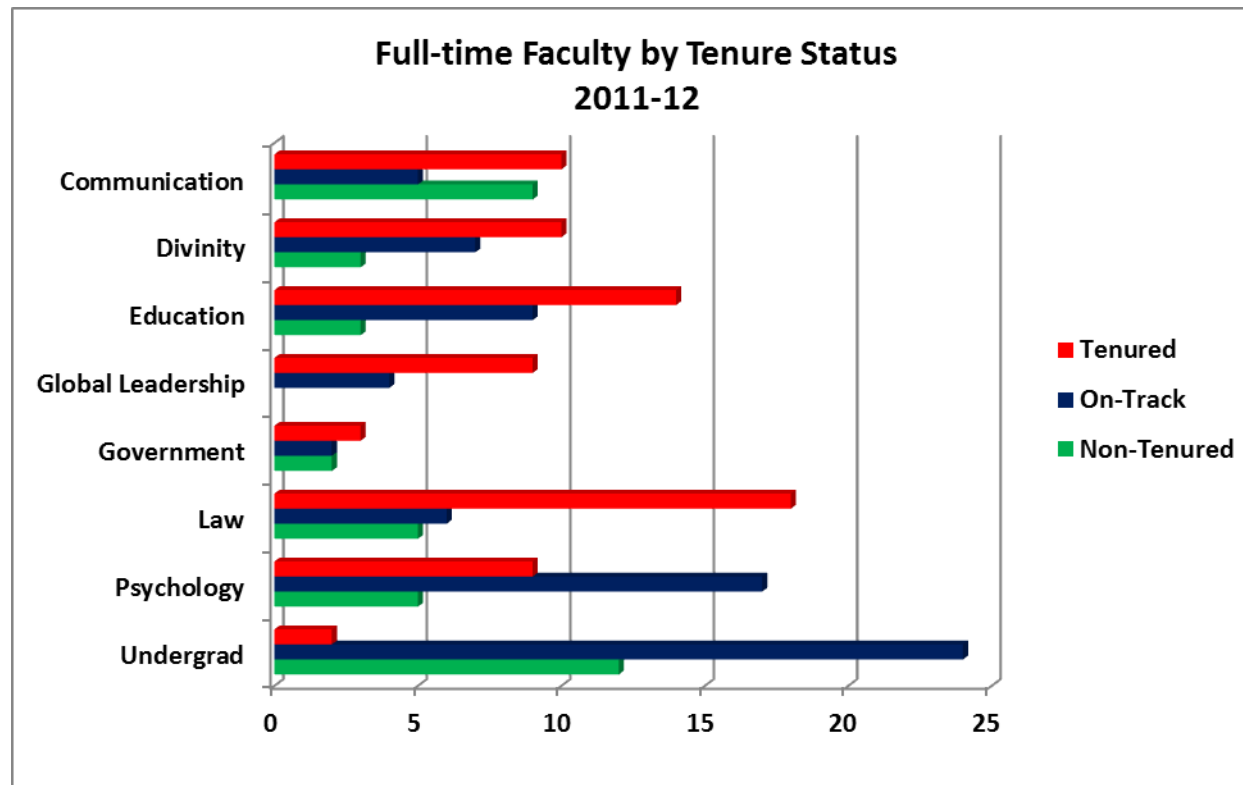
Faculty by School	Communication	Divinity	Education	Global Leadership	Government	Law	Psychology	Undergrad	Total
Full-time	24	20	26	13	7	29	31	38	188
Part-time	15	16	54	4	9	48	27	174	347
<b>Total Faculty</b>	<b>39</b>	<b>36</b>	<b>80</b>	<b>17</b>	<b>16</b>	<b>77</b>	<b>58</b>	<b>212</b>	<b>535</b>





## 2011-12 Full-time Faculty by Tenure Status

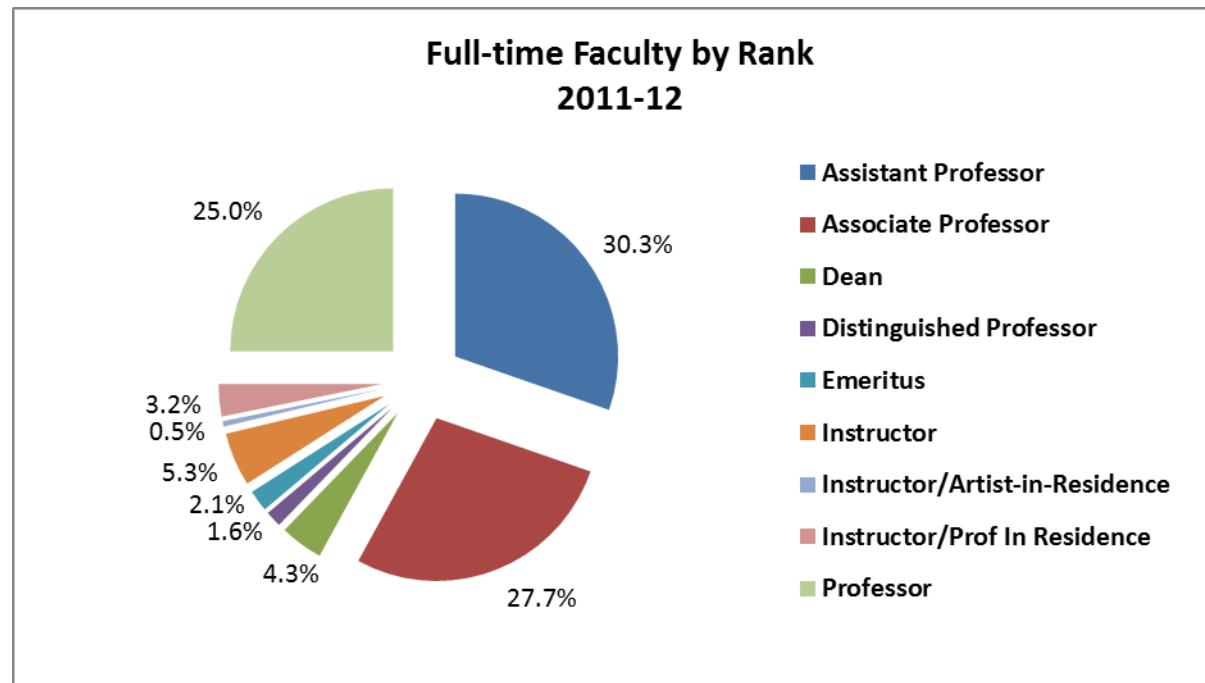
Tenure Status	Communication	Divinity	Education	Global Leadership	Government	Law	Psychology	Undergrad	Total
Tenured	10	10	14	9	3	18	9	2	75
On-Track	5	7	9	4	2	6	17	24	74
Non-Tenured	9	3	3		2	5	5	12	39
<b>Total Full-time Faculty</b>	<b>24</b>	<b>20</b>	<b>26</b>	<b>13</b>	<b>7</b>	<b>29</b>	<b>31</b>	<b>38</b>	<b>188</b>





## 2011-12 Full-time Faculty by Rank

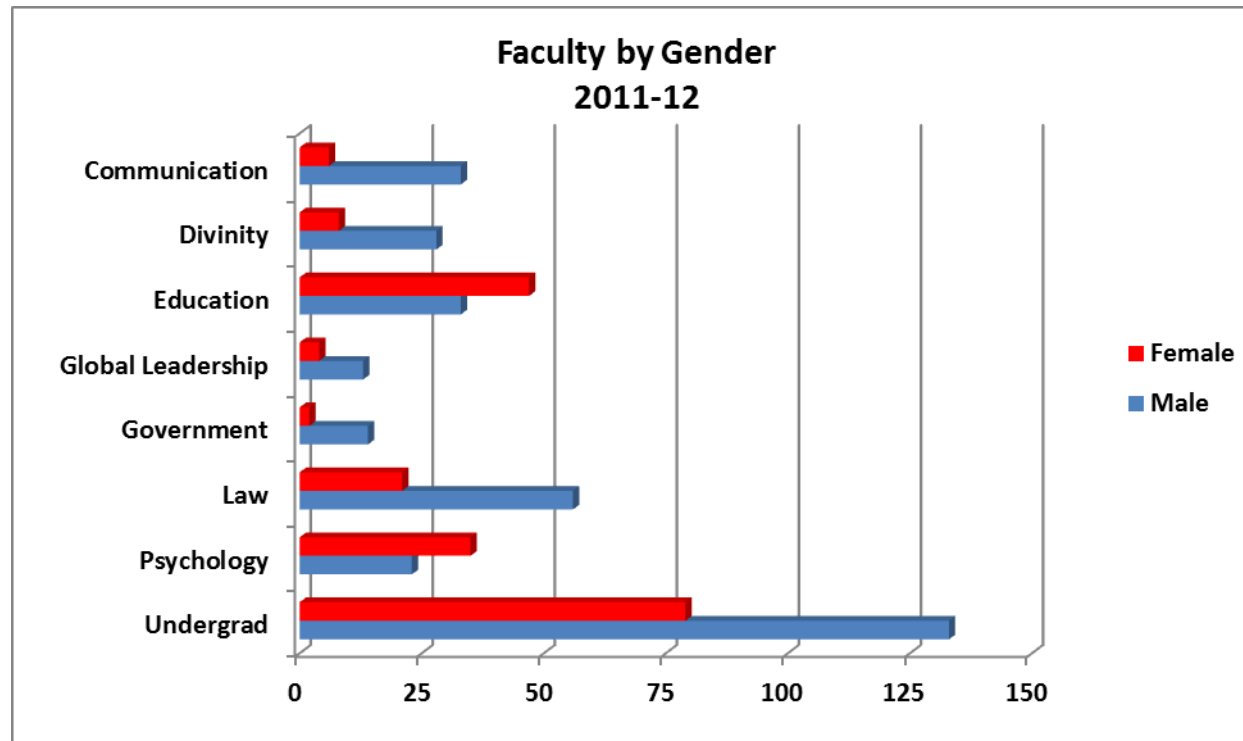
Faculty Rank	Communication	Divinity	Education	Global Leadership	Government	Law	Psychology	Undergrad	Total	%
Assistant Professor	3	3	8	2	4	3	17	17	57	30.3%
Associate Professor	6	9	7	3	1	9	6	11	52	27.7%
Dean	1	1	1	1	1	1	1	1	8	4.3%
Distinguished Professor		1	1		1				3	1.6%
Emeritus	2					1	1		4	2.1%
Instructor	1	2				3		4	10	5.3%
Instructor/Artist-in-Residence	1								1	0.5%
Instructor/Prof In Residence	4							2	6	3.2%
Professor	6	4	9	7		12	6	3	47	25.0%
<b>Total Full-time Faculty</b>	<b>24</b>	<b>20</b>	<b>26</b>	<b>13</b>	<b>7</b>	<b>29</b>	<b>31</b>	<b>38</b>	<b>188</b>	<b>100.0%</b>





## 2011-12 Faculty by Gender

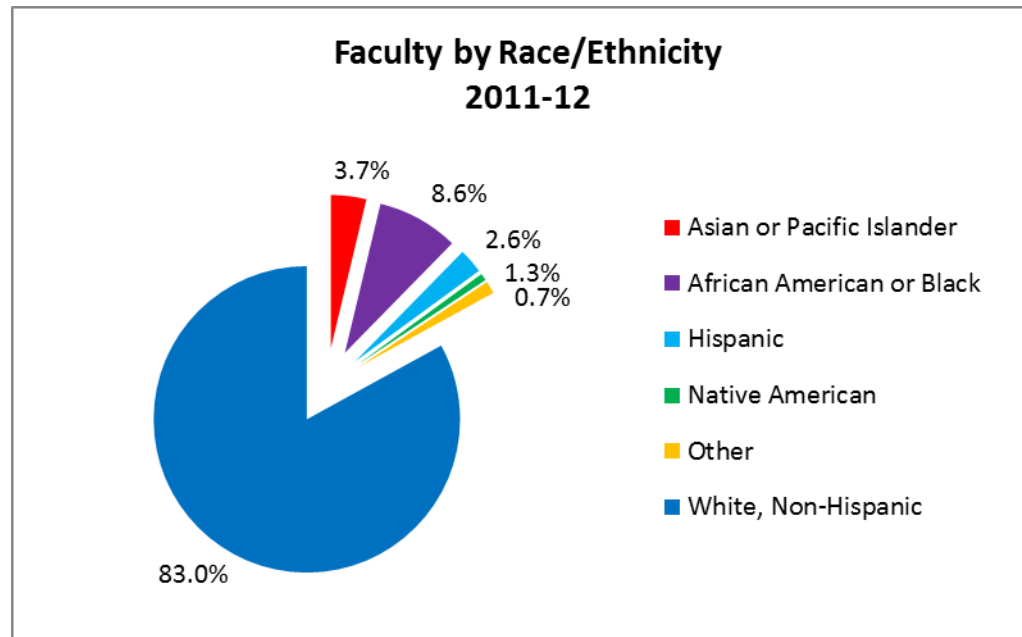
Gender	Communication	Divinity	Education	Global Leadership	Government	Law	Psychology	Undergrad	Total	%
Female	6	8	47	4	2	21	35	79	202	37.8%
Male	33	28	33	13	14	56	23	133	333	62.2%
<b>Total Faculty</b>	<b>39</b>	<b>36</b>	<b>80</b>	<b>17</b>	<b>16</b>	<b>77</b>	<b>58</b>	<b>212</b>	<b>535</b>	<b>100.0%</b>





## 2011-12 Faculty by Race/Ethnicity

Race/Ethnicity	Communication	Divinity	Education	Global Leadership	Government	Law	Psychology	Undergrad	Total	%
Asian or Pacific Islander	1	2	1	1		1	4	10	20	3.7%
African American or Black	1	4	11	1		2	8	19	46	8.6%
Hispanic	1	1	1		2	1	1	7	14	2.6%
Native American			1			1		2	4	0.7%
Other		1	1			3		2	7	1.3%
White, Non-Hispanic	36	28	65	15	14	69	45	172	444	83.0%
<b>Total Faculty</b>	<b>39</b>	<b>36</b>	<b>80</b>	<b>17</b>	<b>16</b>	<b>77</b>	<b>58</b>	<b>212</b>	<b>535</b>	<b>100.0%</b>





## Regent University Facilities

Regent University's Virginia Beach Campus sits on 70 acres of immaculately maintained grounds that complement the Georgian architecture of its buildings which are historic in design yet incorporate the latest educational technology.

- **The University Library**, with access to over 750,000 microforms and 10,000 audiovisual items offers numerous online



subscription services and resources, providing a nearly limitless research environment. The building also houses Regent Law Library, School of Undergraduate Studies administrative offices, student computer labs, the university's copy services center and mail services.

- **Robertson Hall** is equipped with the latest technology in audio/video equipment and cameras for simultaneous broadcasting. The 132,000-



square-foot building also boasts a 380-seat moot court/city council chamber and several classrooms. The building houses

the schools of **Divinity, Government, Law** and **Undergraduate Studies**.

- **The Communication & Performing Arts Center**, home for the **School of Communication & the Arts**, is a 135,000-square-foot building that features a 700+ seat theatre. The center also houses a 200-seat experimental theatre, cinema-television production studio, film sound stage, screening theaters, technical studios, classrooms and teaching labs. A back lot area offers space for sets for indoor and outdoor filming.



- **The Student Center** is a 31,000-square-foot facility housing the University Bookstore, student organization offices, The Ordinary dining facility, a computer lab, a student lounge and meeting rooms.







- **The Founders Inn and Spa**, located adjacent to the university campus, hosts a number of university events.

The university also includes the **Administration Building**, utilized for the **School of Education** and administrative offices; and the **Classroom Building**, utilized for the schools **Global Leadership & Entrepreneurship** and **Psychology & Counseling**.



## Student Housing

- **Regent Village**—Open to graduate students with families, Regent Village consists of more than 200 two- and three-bedroom apartments located less than one mile from campus.



- **Regent Commons**—Open to undergraduate and graduate students without children, Regent Commons is now open. This facility provides a wide range of apartment styles and square footage.





## Student Organizations

- Alexander Hamilton-Thomas Jefferson Society
- Alpha Phi Omega (Service Fraternity)
- Alternative Dispute Resolution Board
- American Association of Christian Counselors
- American Bar Association - Law Student Division
- Animation Club
- Association of Black Psychologists
- Association of Latino American Studies
- Ballroom Club
- Black Law Students Association
- Business Transactions Law Society
- Christian Association of Psychological Studies
- Christian Educators Association International
- Christian Legal Society
- Coalition to End Homelessness
- College Republicans and Regent University
- Community Choir
- Concerned Women for America
- Council of Graduate Students
- English Club – Regent Inklings
- Federalist Society
- Hispanic Law Student Association
- Intellectual Property and Entertainment Law Society
- International Justice Mission
- International Law Society
- International Student Organization
- Jabez Praise Dance Group
- Lady Care
- Law Students Military Network
- Law Wives Association
- Legal Advocates for Decency in Everyday Society
- Moot Court Board
- Newman Club
- Psychology Club
- Public Interest Legal Advocates of Regent University
- Regent Democrats and Independents
- Regent Journal of International Law
- Regent Journal of Law and Public Policy
- Regent Students for Life
- Regent Undergraduate Council

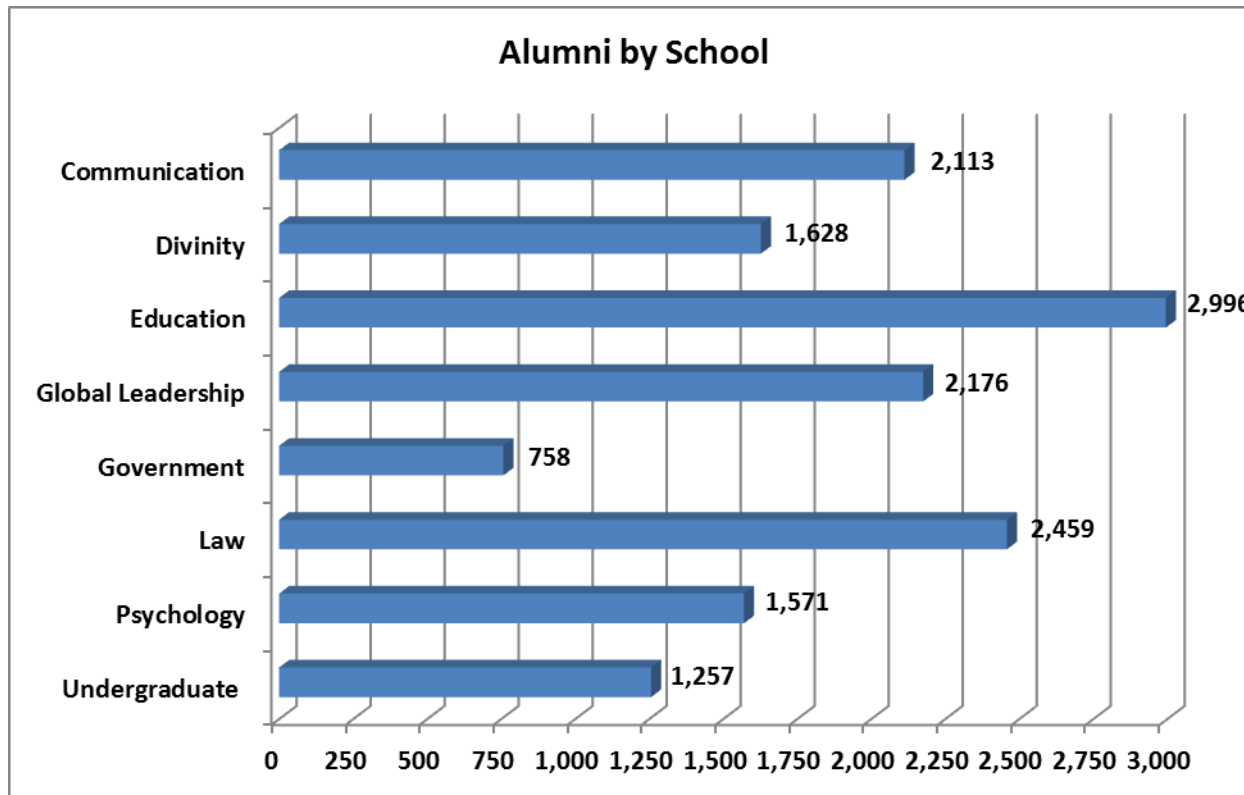


- Regent Undergraduate Debate Association
- Regent University Law Review
- Religion Club
- Republican Club
- Soccer Club
- Student Alumni Ambassadors
- Student Bar Association
- Student Veterans of America
- Students in Free Enterprise
- Toastmasters International, Club #7013
- Trial Advocacy Board
- Virginia Bar Association Law School Council

### **Academic Honor Societies**

- Alpha Epsilon Theta Chapter (Political Science)
- Chi Sigma Iota (Counseling)
- Lambda Pi Eta (Communication)
- Omicron Delta Kappa (Leadership)
- Phi Alpha Delta (Law)
- Phi Alpha Delta (Pre-Law)
- Pi Sigma Alpha (Political Science)
- Psi Chi (Psychology)

**Regent has 52 student organizations and 8 academic honor societies.**



**Total Alumni = 14,958**



## Regent Alumni by State

State	Alumni
Alabama	132
Alaska	28
Arizona	110
Arkansas	47
California	537
Colorado	182
Connecticut	55
Delaware	36
District of Columbia	79
Florida	594
Georgia	458
Hawaii	38
Idaho	28
Illinois	183
Indiana	165
Iowa	31
Kansas	68
Kentucky	124
Louisiana	80

State	Alumni
Maine	26
Maryland	526
Massachusetts	64
Michigan	210
Minnesota	84
Mississippi	37
Missouri	166
Montana	18
Nebraska	23
Nevada	26
New Hampshire	38
New Jersey	141
New Mexico	41
New York	337
North Carolina	802
North Dakota	5
Ohio	319
Oklahoma	93
Oregon	71

State	Alumni
Pennsylvania	438
Rhode Island	12
South Carolina	219
South Dakota	6
Tennessee	308
Texas	580
Utah	16
Vermont	4
Virginia	5,783
Washington	149
West Virginia	71
Wisconsin	70
Wyoming	13
Armed Forces	44
International	581
Unreported	662
<b>Total Alumni</b>	<b>14,958</b>

**Regent Alumni reside in all 50 states and 84 Countries**



## Regent Alumni by Country

Country	Alumni
Afars and Issas	1
Albania	4
Andorra	1
Anguilla	1
Antigua & Barbuda	1
Argentina	1
Australia	6
Austria	1
Bahamas	2
Belarus	1
Belize	1
Bermuda	5
Brazil	8
Bulgaria	1
Canada	67
China	2
Colombia	1
Croatia	1
Cyprus	3
Ecuador	1
Egypt	1
El Salvador	2
Estonia	1
France	3
Germany	20
Ghana	3
Greece	1
Guam	3
Guatemala	5

Country	Alumni
Hong Kong	7
Hungary	6
India	8
Indonesia	3
Israel	4
Italy	3
Jamaica	2
Japan	7
Jordan	1
Kenya	2
Lebanon	1
Liberia	1
Lithuania	3
Malaysia	3
Marshall Islands	1
Mauritius	4
Mexico	7
Mongolia	1
Myanmar	1
Namibia	1
New Zealand	1
Nigeria	6
North Korea	5
Norway	8
Panama	1
Paraguay	1
Peru	1
Philippines	4
Poland	6

Country	Alumni
Portugal	1
Puerto Rico	7
Romania	4
Russia	4
Scotland	1
Senegal	1
Singapore	10
Slovakia	1
South Africa	37
South Korea	212
Spain	3
Swaziland	1
Sweden	2
Switzerland	7
Taiwan	3
Thailand	5
Trinidad & Tobago	2
Turkey	1
Ukraine	3
United Arab Emirates	1
United Kingdom	13
Venezuela	1
Viet Nam	1
Virgin Islands	11
Zambia	1
Zimbabwe	1
<b>Total International Alumni</b>	<b>581</b>



## Regent Alumni Employers

ACNielson	Family Research Council	State Attorney's Office
Alabama Supreme Court	FedEx	SunTrust
Alliance Defense Fund	Fidelity Investments	The Inspirational Network (INSP)
Alltel	Focus on the Family	The Virginian Pilot
American Airlines	Ford Motor Company	Time Warner
American Center for Law & Justice (ACLJ)	General Electric	U.S. Air Force
American Family Association	General Motors	U.S. Army
American Red Cross	Henrico County Circuit Court	U.S. Coast Guard
AT&T	IBM	U.S. Department of Defense
Bank of America	InTouch Ministries	U.S. Department of Health & Human Services
Bank of Hampton Roads	Lexis-Nexis	U.S. Department of Homeland Security
Billy Graham Evangelistic Association	Lockheed Martin	U.S. Department of Justice
Boeing	MetLife	U.S. Department of Social Services
Booz Allen Hamilton	NBC	U.S. Department of Veteran Affairs
Chesapeake Circuit Courts	New York Life insurance Company	U.S. Navy
Chesapeake Public Schools	Newport News Public Schools	United Airlines
Christian Broadcasting Network (CBN)	Northrop Grumman	UPS
Christianity.com	Northwest Airlines	Verizon
City of Virginia Beach	Office of Presidential Correspondence	Virginia Beach Public Schools
CNN	Office of the Attorney General	Wachovia
Compass Technology Management, Inc.	Operation Blessing International	Walt Disney
Conoco Oil & Gas, Inc.	Proctor & Gamble	World Vision
Cox Communications	Samaritan's Purse	Youth for Christ
Delta Airlines	SAS Institute, Inc.	Youth with a Mission
Edward Jones	Shell Oil Company	