

Regent University

**Annual Fact Book
2010-2011**



**Office of Institutional Research
Dr. Amanda J. Wynn, Director
1000 Regent University Drive
Virginia Beach, VA 23464
<http://www.regent.edu/ir>**

About the Institution

Regent University is the nation's academic center for Christian thought and action, with a multitude of on-campus and online programs available worldwide. Our academic standards for both our graduate and undergraduate programs are high and our programs rigorous. But what sets Regent apart is our mission to prepare capable men and women to excel both in mind and spirit. Our students, faculty and administrators share a calling, founded on biblical principles, to make a significant difference in our communities, our cities, our nation and our world.

Leadership and Influence

When Dr. M.G. “Pat” Robertson established the university in 1978, he envisioned a high-caliber institution that would attract a leadership team brimming with superior professional experience and extraordinary academic credentials. In just three decades, that vision is being fulfilled. Distinguished faculty and guest lecturers include John Ashcroft, former U.S. Attorney General; Vern Clark, former Chief of Naval Operations; Steve Forbes, president and CEO of Forbes, Inc. and others.

Regent also exposes students to speakers who are front and center on some of the most important issues of our time. Nationally covered events such as Clash of the Titans®, The Ronald Reagan Symposium and Executive Leadership Series, allow students and the greater community to learn firsthand from major world and national leaders about today's most pressing issues.

The combination of committed leaders and diligent students has produced alumni who occupy strategic positions in a multitude of venues worldwide. They take seriously their call to lead and serve others and excel in their professions, which include Virginia’s 71st Governor, Louisiana State Senator, National Middle School Principal of the Year, Hollywood screenwriters, National Milken Educator Award Winner and Assistant Secretary of Labor.

History and Location

The university was founded for the specific purpose of preparing leaders who would not only succeed in their professions, but also advance as Christians equipped to effectively impact their world. In 1977, CBN University was incorporated as a nonprofit educational institution in Virginia Beach, Virginia. In the fall of 1978, 77 students began classes in modest, rented facilities. By October 1989, CBN University had grown from a School of Communication and the Arts to seven professional schools with nearly 800 students. On January 1, 1990, in recognition of this growth, the Board of Trustees voted to change the name of CBN University to Regent University. The university has grown to over 5,500 students earning associate’s, bachelor’s, master’s, and doctoral degrees at our Virginia Beach campus or via online learning.

Academic Schools: Regent University is comprised of eight schools: Communication and the Arts; Divinity; Education; Global Leadership and Entrepreneurship; Government; Law; Psychology and Counseling; and Undergraduate Studies.

CHRISTIAN LEADERSHIP
TO CHANGE THE WORLD





Mission Statement

Mission

Our mission is to serve as a leading center of Christian thought and action providing an excellent education from a Biblical perspective and global context in pivotal professions to equip Christian leaders to change the world.

Vision

Our vision, to become a leading global Christian university, will be accomplished by developing an international reputation for academic excellence, scholarship and action, and by significant expansion of enrollment and global reach.

Values

Christ-centeredness

Regent University has as its focal point the teachings, practices and person of Jesus Christ.

Excellence

Regent will be recognized for its excellence in education, scholarship, service and workplace. Christ demands no less than this from us and our constituents deserve nothing less.

Integrity

In all activities Regent will display the highest level of integrity. We will develop bonds based on trust and endeavor to maintain that trust with faculty, staff, students and others who interact with us.

Innovation

Regent will continue to promote and reward innovation in order to remain at the forefront of higher education and be prepared to implement change as the world demands it.





Accreditations

- **Regent University is accredited by the Commission on Colleges of the Southern Association of Colleges and Schools** to award associates, baccalaureate, masters, and doctorate degrees. Contact the Commission on Colleges at 1866 Southern Lane, Decatur, Georgia 30033-4097 or call 404.679.4500 for questions about the accreditation of Regent University.
- **Council for Higher Education Accreditation (CHEA)** www.chea.org
- **The State Council of Higher Education for Virginia (SCHEV)**—certification of the Commonwealth of Virginia. www.schev.edu
- **The Association of Theological Schools in the United States and Canada (ATS), accredits the School of Divinity.** The Commission on Accrediting of the Association of Theological Schools, 10 Summit Park Drive, Pittsburgh, PA 15275. www.ats.edu
- **The American Bar Association (ABA), accredits the School of Law.** The Accreditation Committee and the Council of the Section, 321 N. Clark St., Chicago, IL 60610. www.abanet.org
- **The American Psychological Association (APA), accredits the psychology programs of the School of Psychology & Counseling.** Office of Program Consultation and Accreditation, 750 First Street, NE, Washington, DC 20002-4242. www.apa.org
- **The Council for Accreditation of Counseling and Related Educational Programs (CACREP), accredits the counseling programs of the School of Psychology & Counseling.** 5999 Stevenson Avenue, Alexandria, VA 22304. www.cacrep.org
- **The Teacher Education Accreditation Council (TEAC), accredits the educational leadership and teacher preparation programs of the School of Education.** Teacher Educational Accreditation Council, One Dupont Circle, Suite 320, Washington, DC, 20036, phone 202.466.7236. www.teac.org/



Regent Timeline

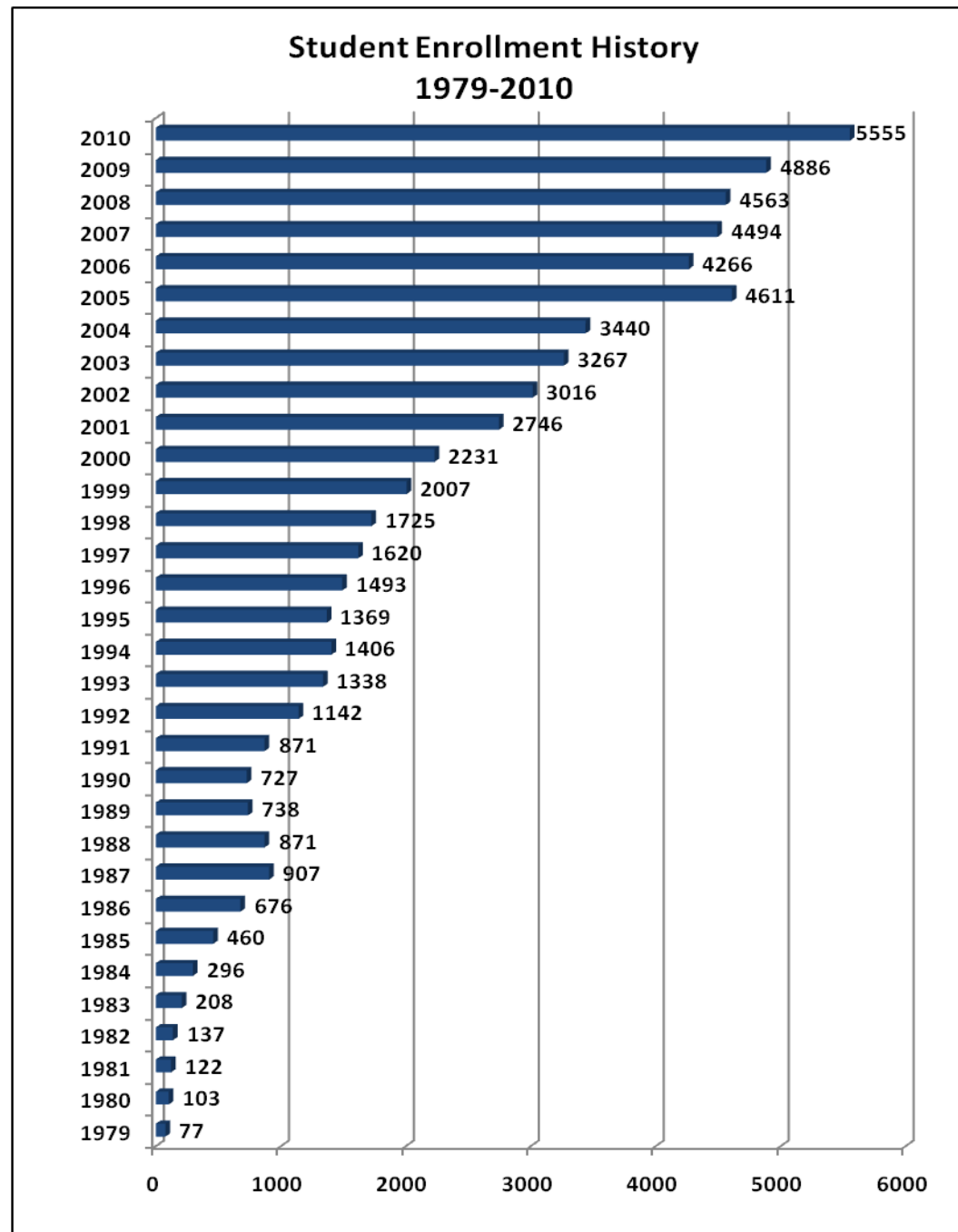
- 1977** The university is incorporated as CBN University, a nonprofit graduate education institution.
- 1978** Dr. M.G. "Pat" Robertson is officially appointed president of, then, CBN University.
Students in the **School of Communication & the Arts** begin classes in September.
- 1980** The **first class graduates** in May.
The **School of Education** opens in October.
The university dedicates its first building, the **Administration Building**, on campus in Virginia Beach.
- 1982** Ground is broken for the **University Library**.
The **School of Business** and the **School of Divinity** open.
- 1983** **Robertson School of Government** opens.
- 1984** The university receives **full accreditation** from the Southern Association of Colleges and Schools (SACS).
- 1986** Regent University **School of Law** opens.
- 1988** The **School of Psychology & Counseling** is founded.
- 1990** The Board of Trustees votes to change the name of **CBN University to Regent University**.
- 1995** Regent opens its **Washington, D.C.**, location.
- 1997** The **School of Leadership Studies** develops an online M.A. program in Organizational Leadership, marking Regent as a model for online graduate education.
- 2000** An **undergraduate** degree-completion program is introduced to give working adults opportunities to complete bachelor's degrees in an accelerated format.
- 2002** The 135,000-square-foot **Communication & Performing Arts Center** opens as one of the most technologically advanced communication buildings on the East Coast.
- 2003** The 31,000-square-foot **Student Center** opens in 2003 on campus in Virginia Beach, offering a close sense of community.
Regent celebrates 25 years of growth and influence with the kick-off of the **Clash of the Titans® debate** series. Since then, the debate has featured world leaders such as **Bob Dole, Al Gore, Newt Gingrich, Lt. Col. Oliver North** and others.
- 2006** Regent creates its **School of Global Leadership & Entrepreneurship**, the result of combining its School of Leadership Studies and School of Business.
The School of Communication & the Arts opens the **Center for Digital Media**.



- 2007** Regent Law produces the winning team of the **American Bar Association's 2007 Negotiation Competition**, succeeding Harvard.
- 2008** Regent celebrates its 30th anniversary. The School of Undergraduate Studies launches Regent's first **associate's degree programs**.
- 2009** Regent is named second in the **Online College OEDb rankings**, improving from seventh place the previous year. The fourth annual **Ronald Reagan Symposium** on American conservatism is held on campus, addressing "The

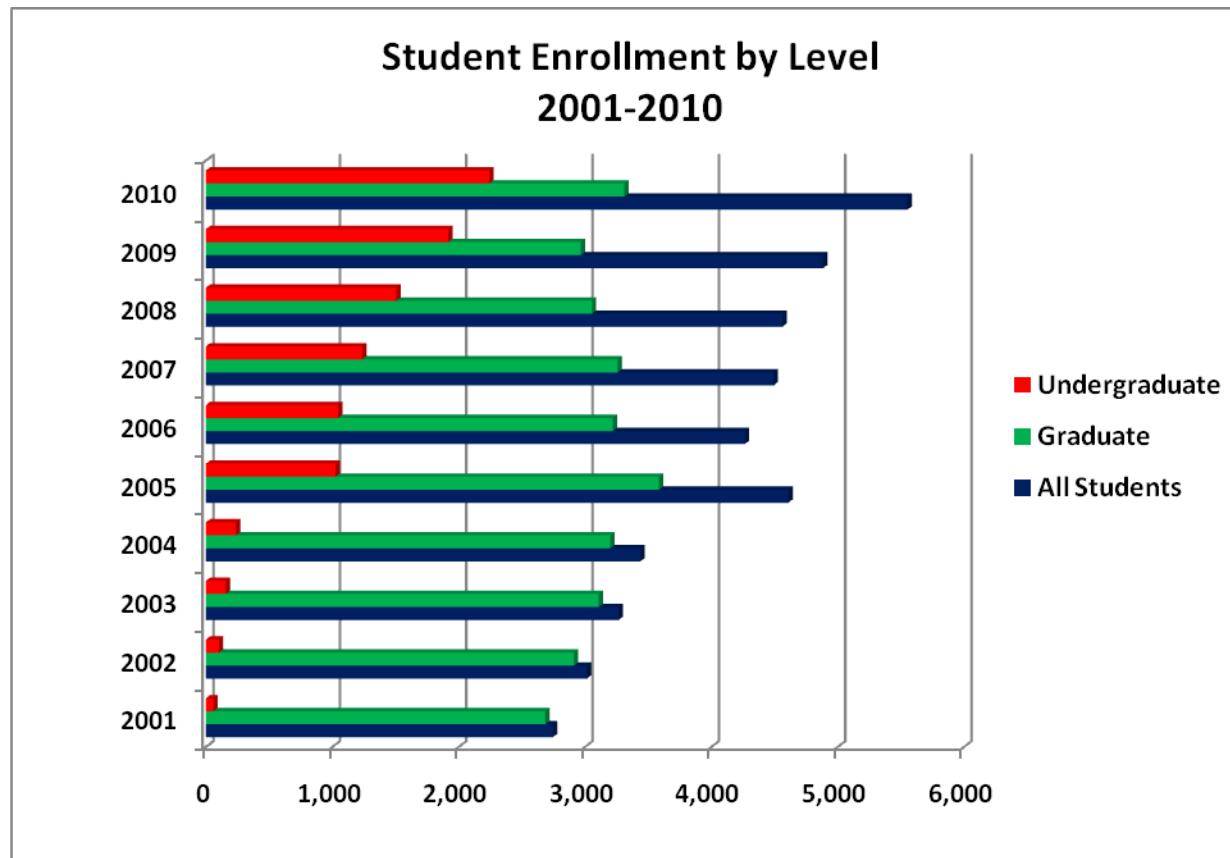
Future of the American Presidency."

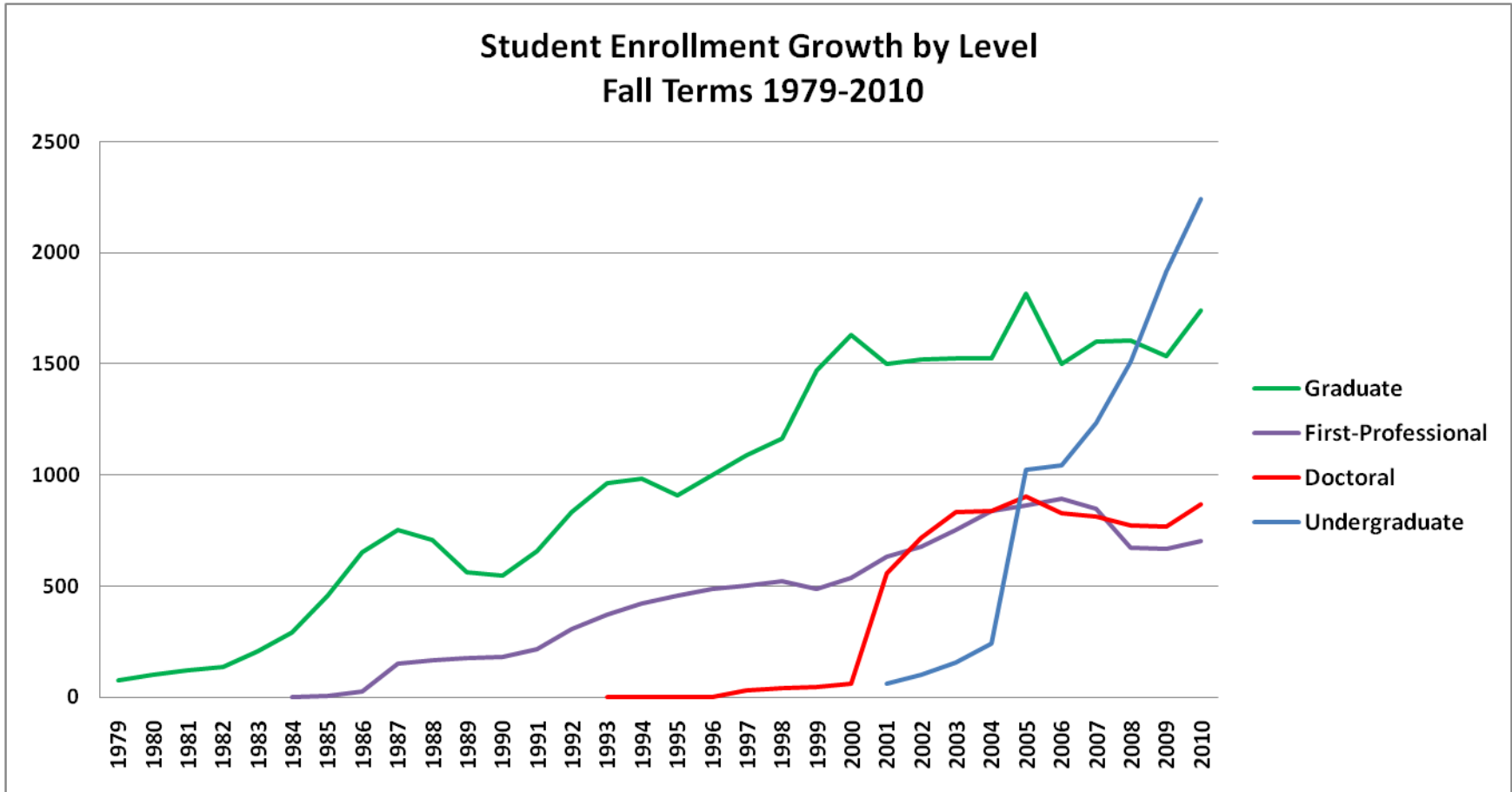
- 2010** Regent University's Board of Trustees names Dr. Carlos Campo president of the university effective August 1, 2010. Founder and Chancellor, Dr. M.G. "Pat" Robertson, becomes executive chairman of the board.

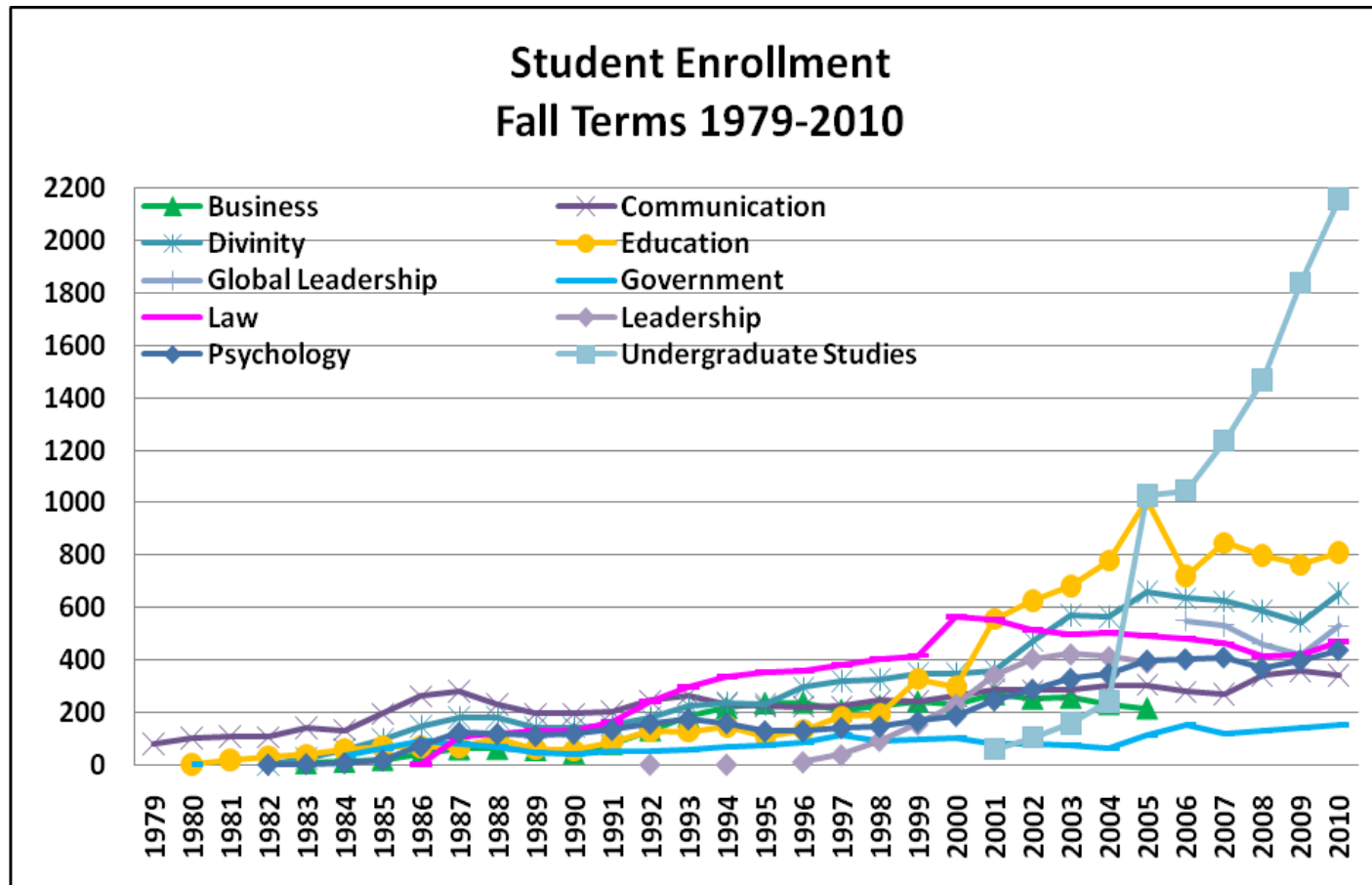


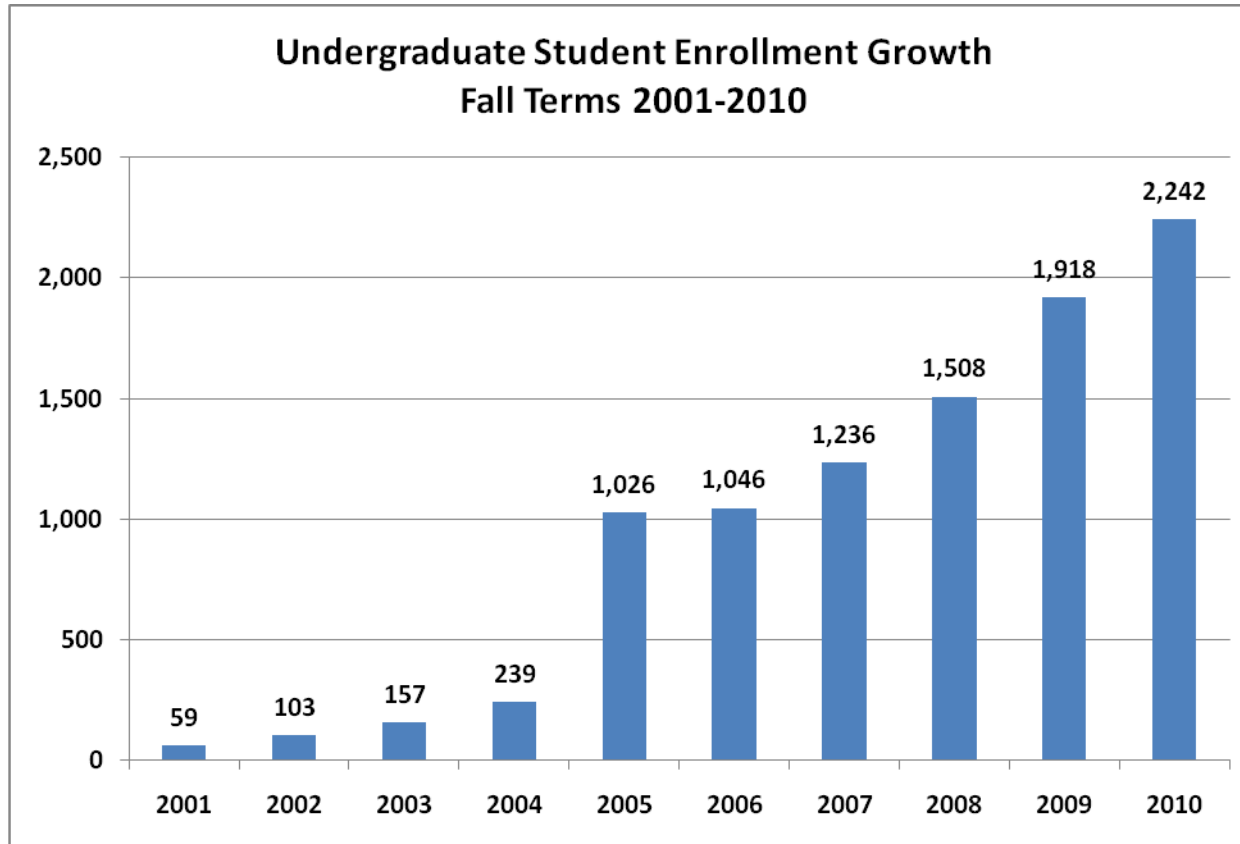


Academic Year	All Students	Graduate	Undergraduate
2001	2,746	2,687	59
2002	3,016	2,913	103
2003	3,267	3,110	157
2004	3,440	3,201	239
2005	4,611	3,585	1,026
2006	4,266	3,220	1,046
2007	4,494	3,258	1,236
2008	4,563	3,055	1,508
2009	4,886	2,968	1,918
2010	5,555	3,313	2,242





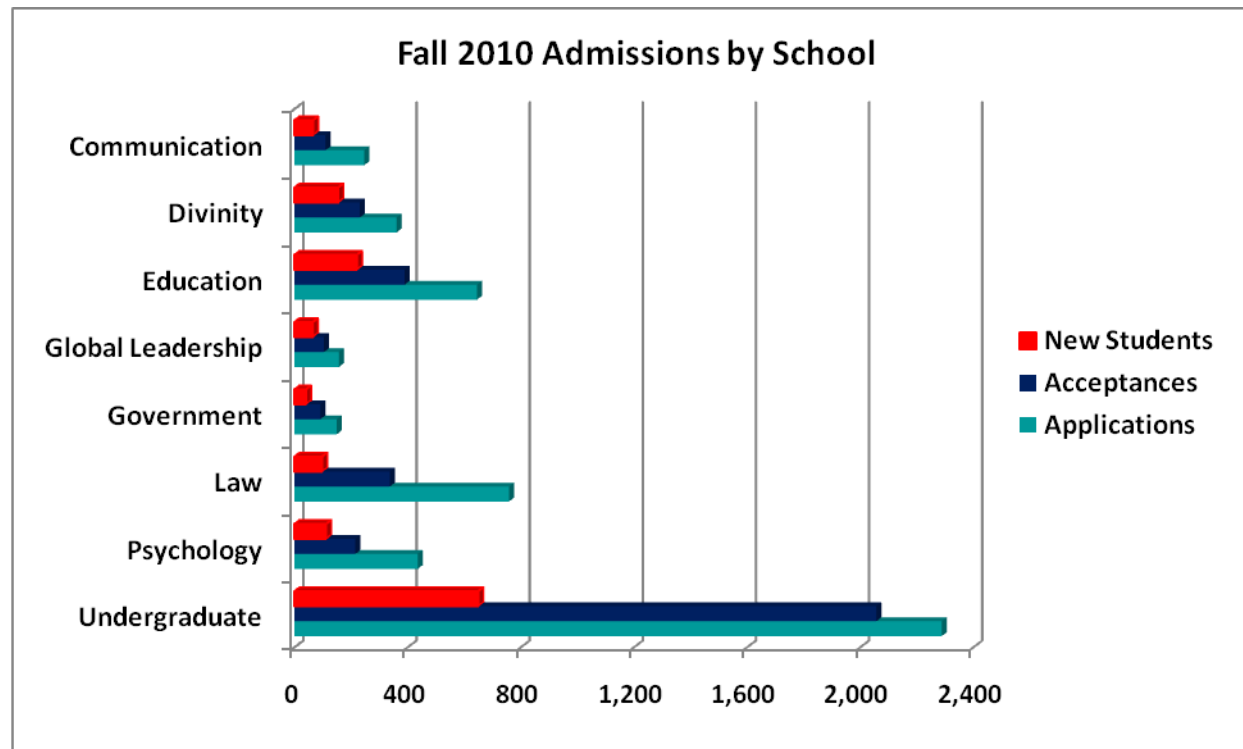






Fall 2010 Admissions

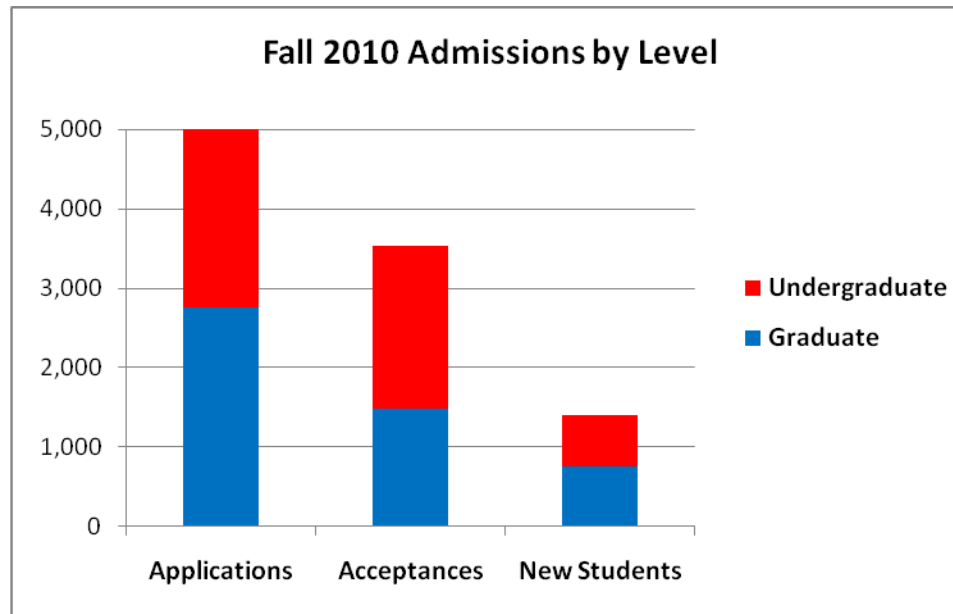
School	Applications	Acceptances	% Applications Accepted	New Students	% Accepted Enrolled
Communication	247	110	44.5%	65	59.1%
Divinity	361	231	64.0%	154	66.7%
Education	645	389	60.3%	220	56.6%
Global Leadership	157	104	66.2%	64	61.5%
Government	149	91	61.1%	40	44.0%
Law	758	337	44.5%	97	28.8%
Psychology	436	215	49.3%	111	51.6%
Undergraduate	2,288	2,057	89.9%	649	31.6%
Total	5,041	3,534	70.1%	1,400	39.6%





Fall 2010 Admissions by Level

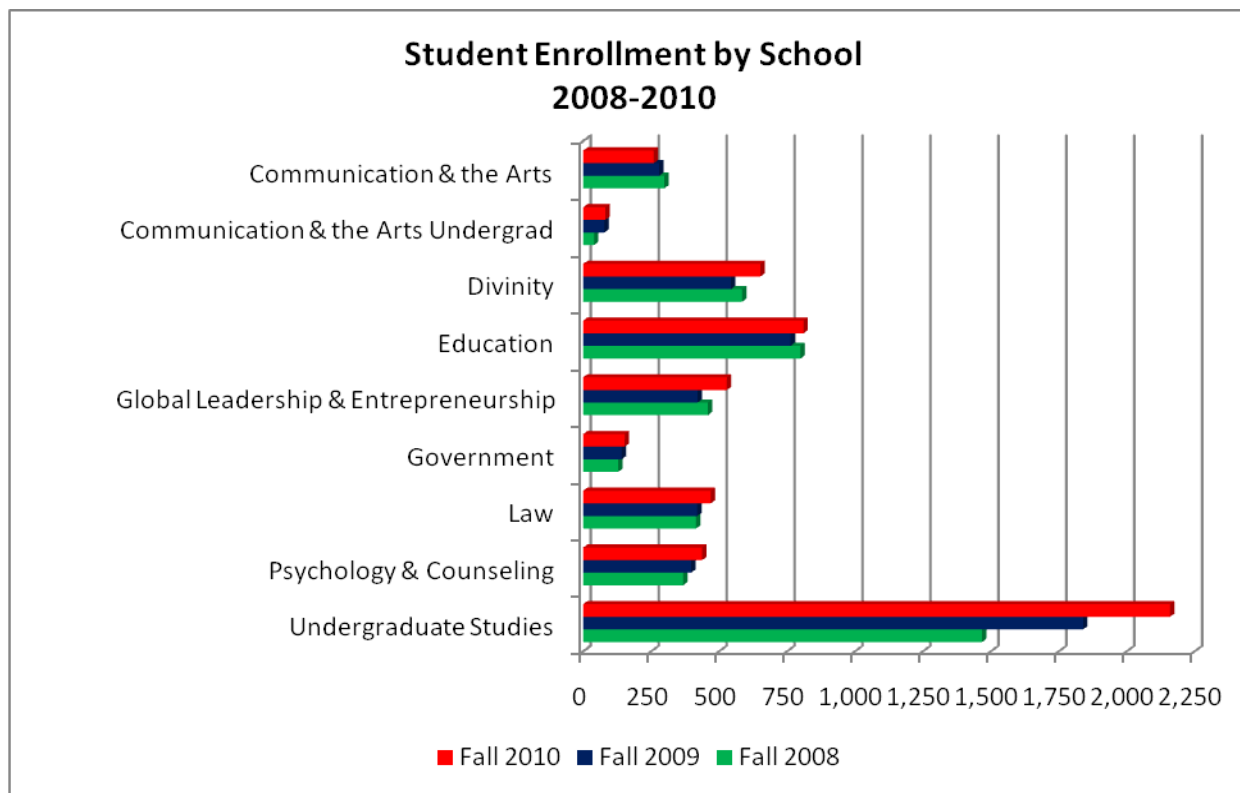
Level	Applications	Acceptances	% Applications Accepted	New Students	% Accepted Enrolled
Graduate	2,753	1,477	53.7%	751	50.8%
Undergraduate	2,288	2,057	89.9%	649	31.6%
Total	5,041	3,534	70.1%	1,400	39.6%

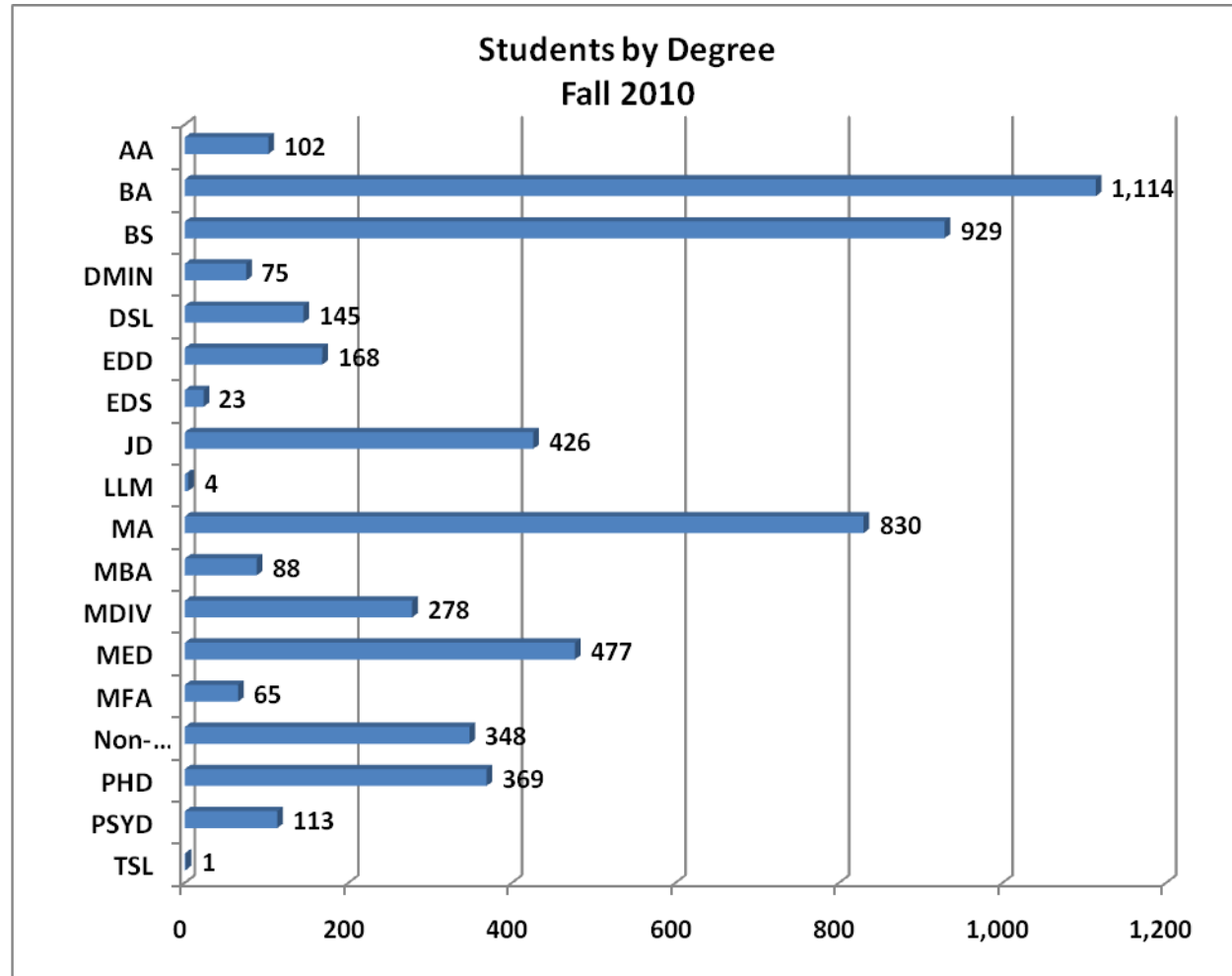




Enrollment Distribution by School

School	Fall 2008	Fall 2009	Fall 2010
Communication & the Arts	299	280	260
Communication & the Arts Undergrad	40	78	82
Divinity	585	544	652
Education	800	763	811
Global Leadership & Entrepreneurship	459	421	529
Government	129	142	153
Law	415	420	470
Psychology & Counseling	368	398	438
Undergraduate Studies	1,468	1,840	2,160
Total Students	4,563	4,886	5,555

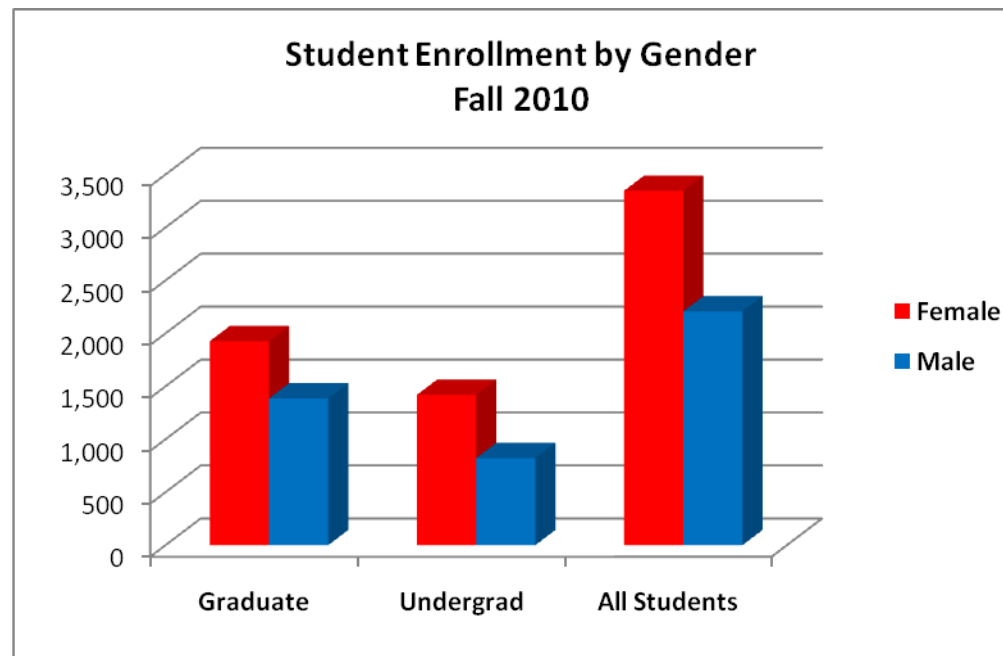






Fall 2010 Student Enrollment by Gender

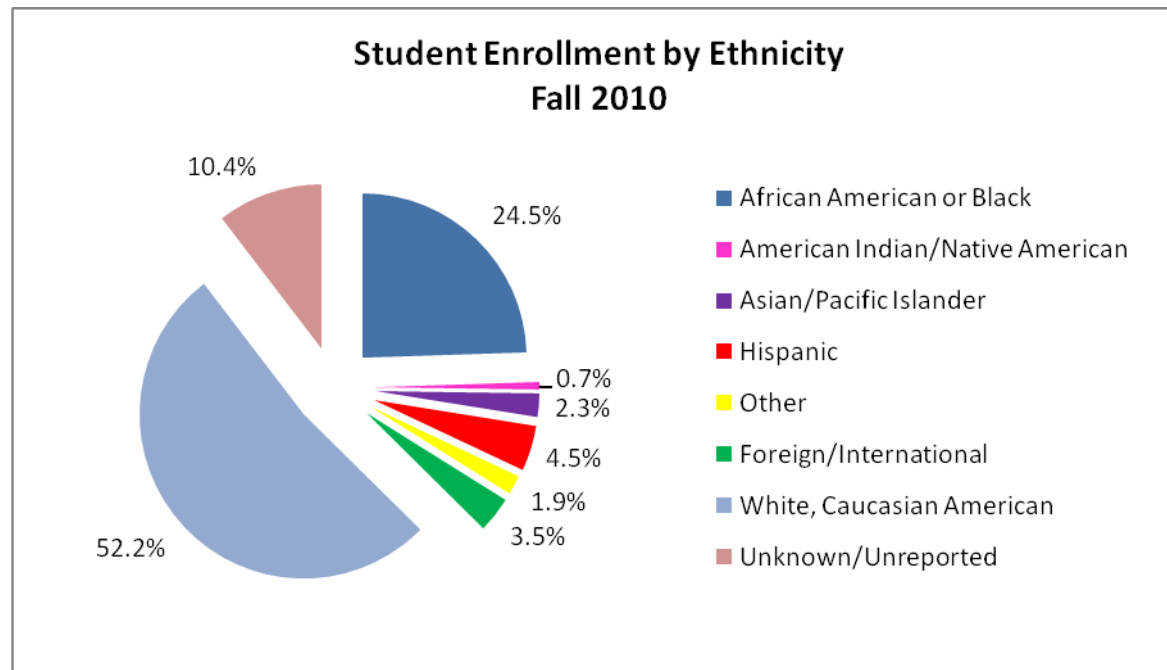
Gender	Graduate	Percentage	Undergrad	Percentage	All Students	Percentage
Female	1,927	58.2%	1,420	63.3%	3,347	60.3%
Male	1,386	41.8%	822	36.7%	2,208	39.7%
Total Students	3,313	100.0%	2,242	100.0%	5,555	100.0%





Fall 2010 Student Enrollment by Race/Ethnicity

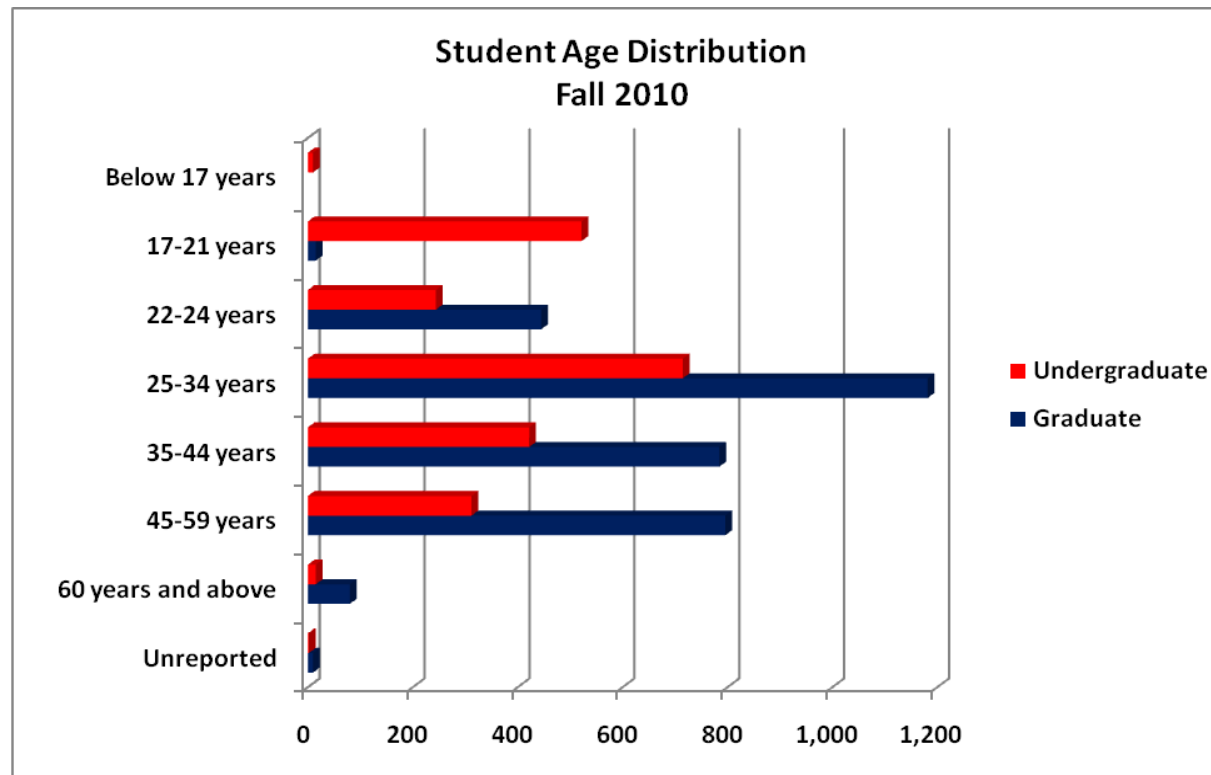
Race/Ethnicity	Graduate	Percentage	Undergraduate	Percentage	All Students	Percentage
African American or Black	804	24.3%	556	24.8%	1,360	24.5%
American Indian/Native American	25	0.8%	16	0.7%	41	0.7%
Asian/Pacific Islander	75	2.3%	53	2.4%	128	2.3%
Hispanic	102	3.1%	146	6.5%	248	4.5%
Other	51	1.5%	54	2.4%	105	1.9%
Foreign/International	185	5.6%	10	0.4%	195	3.5%
White, Caucasian American	1,707	51.5%	1,193	53.2%	2,900	52.2%
Unknown/Unreported	364	11.0%	214	9.5%	578	10.4%
Total Students	3,313	100.0%	2,242	100.0%	5,555	100.0%





Fall 2010 Student Age Distribution

Age Range	Graduate	Percentage	Undergraduate	Percentage	All Students	Percentage
Below 17 years		0.0%	10	0.4%	10	0.2%
17-21 years	15	0.5%	522	23.3%	537	9.7%
22-24 years	445	13.4%	244	10.9%	689	12.4%
25-34 years	1,182	35.7%	715	31.9%	1,897	34.1%
35-44 years	785	23.7%	422	18.8%	1,207	21.7%
45-59 years	796	24.0%	312	13.9%	1,108	19.9%
60 years and above	80	2.4%	15	0.7%	95	1.7%
Unreported	10	0.3%	2	0.1%	12	0.2%
Total Students	3,313	100.0%	2,242	100.0%	5,555	100.0%
Average Age	37		31		34	





Fall 2010 Student Age Distribution by School

Age Range	Communication	Divinity	Education	GLE	Government	Law	Psychology	Undergrad	Total
Below 17								0.5%	0.2%
17-21	7.0%	0.3%	0.1%	0.2%	2.0%	0.9%	0.7%	23.1%	9.7%
22-24	22.5%	4.0%	3.8%	1.7%	30.7%	42.1%	18.0%	10.3%	12.4%
25-34	39.8%	30.5%	31.9%	27.2%	44.4%	48.5%	39.5%	31.9%	34.1%
35-44	15.8%	24.5%	31.6%	34.8%	16.3%	5.5%	19.6%	19.3%	21.7%
45-59	13.7%	34.8%	29.1%	33.5%	5.9%	2.1%	21.9%	14.2%	19.9%
60 and above	0.9%	5.8%	2.6%	2.5%	0.7%	0.6%	0.2%	0.7%	1.7%
Unknown/Unreported	0.3%		0.9%	0.2%		0.2%		0.1%	0.2%
Average Age	32	41	40	41	30	27	35	31	34

Fall 2010 Student Ethnicity by School

Race/Ethnicity	Communication	Divinity	Education	GLE	Government	Law	Psychology	Undergrad	Total
African American or Black	16.1%	42.6%	22.9%	23.6%	26.8%	5.3%	23.7%	25.3%	24.5%
American Indian/Native American	0.6%	0.6%	0.4%	0.8%		2.6%		0.7%	0.7%
Asian/Pacific Islander	2.6%	2.5%	1.1%	1.9%	2.0%	5.7%	1.6%	2.2%	2.3%
Hispanic	3.2%	3.7%	2.2%	2.8%	4.6%	3.8%	2.5%	6.7%	4.5%
Other	2.3%	2.8%	1.2%	1.3%	2.0%	0.6%	1.1%	2.4%	1.9%
Foreign/International	3.2%	3.1%	0.7%	17.6%	0.7%	8.7%	3.0%	0.5%	3.5%
White, Caucasian American	67.3%	44.0%	32.6%	50.1%	64.1%	71.3%	64.8%	52.6%	52.2%
Unknown/Unreported	4.7%	0.8%	38.8%	1.9%		1.9%	3.2%	9.7%	10.4%

Fall 2010 Student Gender by School

Gender	Communication	Divinity	Education	GLE	Government	Law	Psychology	Undergrad	Total
Female	48.8%	43.7%	80.3%	36.9%	61.4%	48.1%	79.5%	63.9%	60.3%
Male	51.2%	56.3%	19.7%	63.1%	38.6%	51.9%	20.5%	36.1%	39.7%



Fall 2010 Student Enrollment by State

State	Students
Alabama	52
Alaska	16
Arizona	39
Arkansas	27
California	178
Colorado	57
Connecticut	36
Delaware	15
District of Columbia	20
Florida	199
Georgia	182
Hawaii	11
Idaho	13
Illinois	69
Indiana	62
Iowa	15
Kansas	27
Kentucky	34
Louisiana	23
Maine	9
Maryland	181
Massachusetts	19
Michigan	75
Minnesota	28
Mississippi	24
Missouri	67
Montana	9
Nebraska	15

State	Students
Nevada	12
New Hampshire	6
New Jersey	67
New Mexico	16
New York	109
North Carolina	254
North Dakota	4
Ohio	94
Oklahoma	39
Oregon	29
Pennsylvania	164
Rhode Island	6
South Carolina	72
South Dakota	6
Tennessee	87
Texas	210
Utah	9
Vermont	6
Virginia	2,515
Washington	50
West Virginia	24
Wisconsin	36
Wyoming	8
Armed Forces	14
International	207
Unreported	9
Total Students, 50 States	5,555



Fall 2010 Student Enrollment by Country

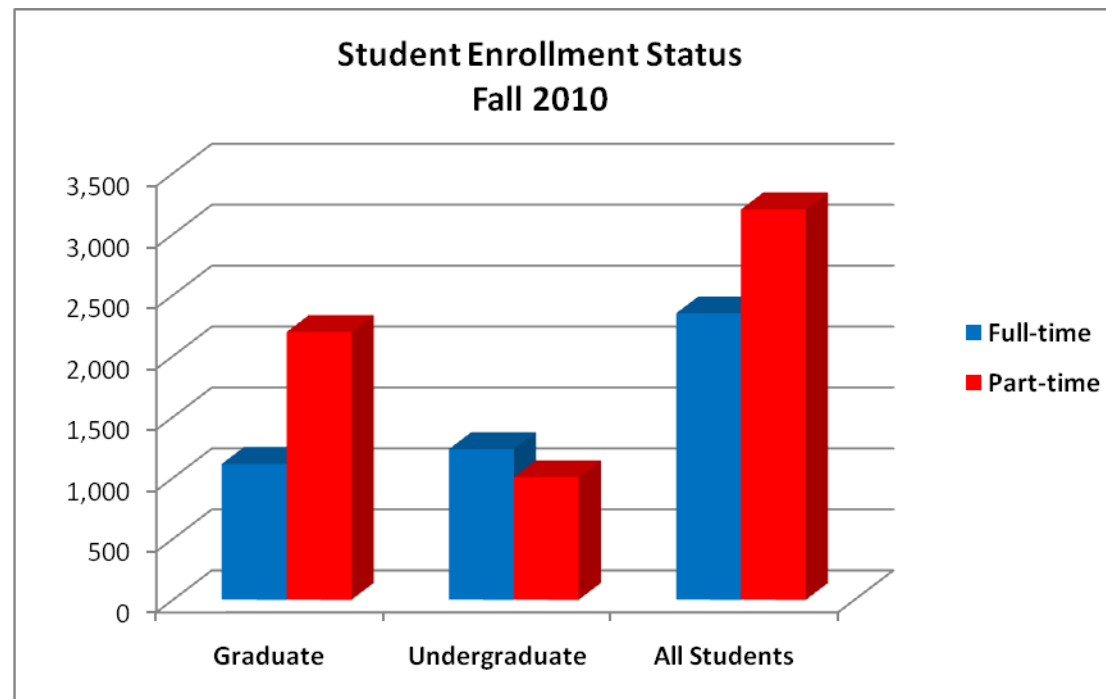
Country	Students
Albania	9
Australia	1
Bahamas	1
Bahrain	1
Belarus	1
Bermuda	4
Bolivia	1
Canada	18
China	1
Costa Rica	1
Egypt	1
Germany	5
Ghana	1
Guam	1
Guatemala	2
Haiti	1
Honduras	1
Hong Kong	1
Hungary	1
India	7
Indonesia	1
Israel	2
Jamaica	3
Jordan	1
Kenya	4
Malaysia	1

Country	Students
Mali	1
Mexico	1
New Zealand	1
Nigeria	4
Norway	2
Peru	2
Philippines	2
Puerto Rico	1
Qatar	1
Singapore	3
Slovakia	1
South Africa	48
South Korea	47
Spain	1
Switzerland	1
Taiwan	2
Thailand	1
Trinidad & Tobago	1
Turkey	2
Uganda	2
Ukraine	2
United Kingdom	4
Virgin Islands	4
Viet Nam	1
Zimbabwe	1
Total Students, 51 Countries	207



Fall 2010 Student Full-time and Part-time Status

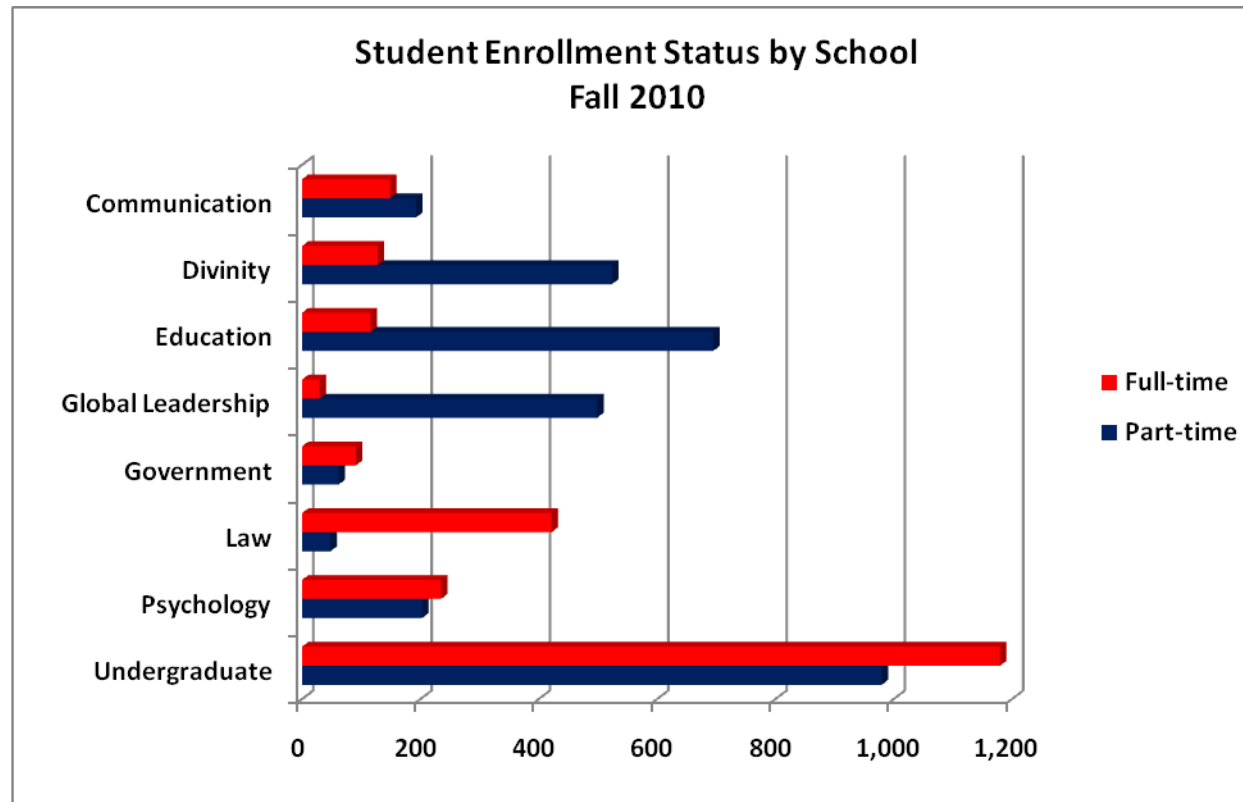
FT/PT Status	Graduate	Percentage	Undergraduate	Percentage	All Students	Percentage
Full-time	1,115	33.7%	1,236	55.1%	2,351	42.3%
Part-time	2,198	66.3%	1,006	44.9%	3,204	57.7%
Total Students	3,313	100.0%	2,242	100.0%	5,555	100.0%





Fall 2010 Student Full-time and Part-time Status by School

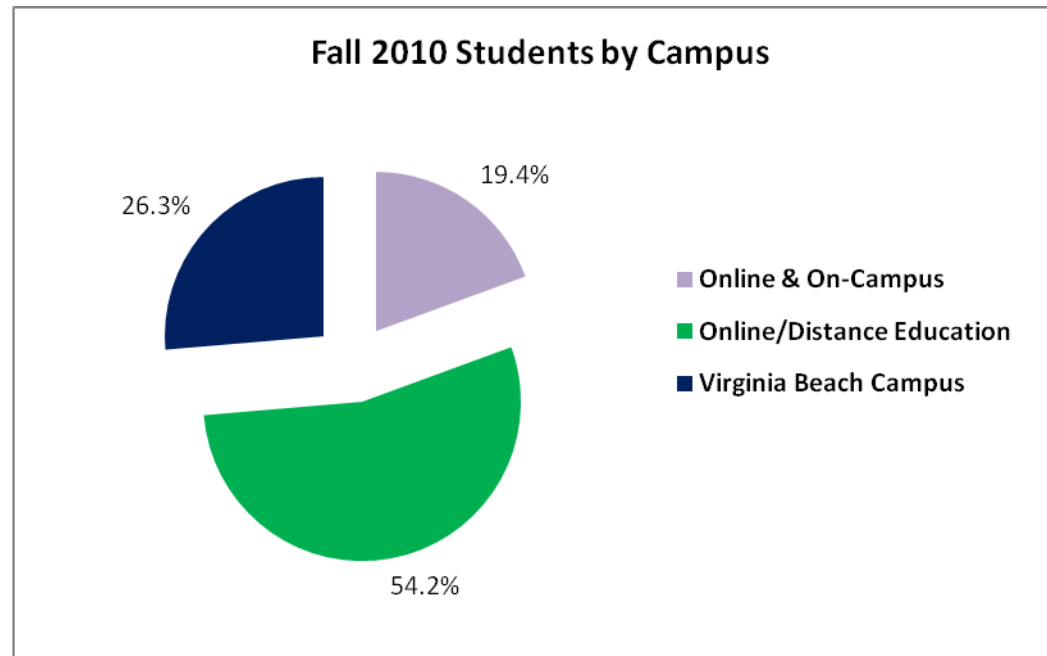
FT/PT Status	Communication	Divinity	Education	Global Leadership	Government	Law	Psychology	Undergraduate	Total
Full-time	149	128	116	30	91	422	235	1,180	2,351
Part-time	193	524	695	499	62	48	203	980	3,204
Total Students	342	652	811	529	153	470	438	2,160	5,555





Fall 2010 Students by School and Campus

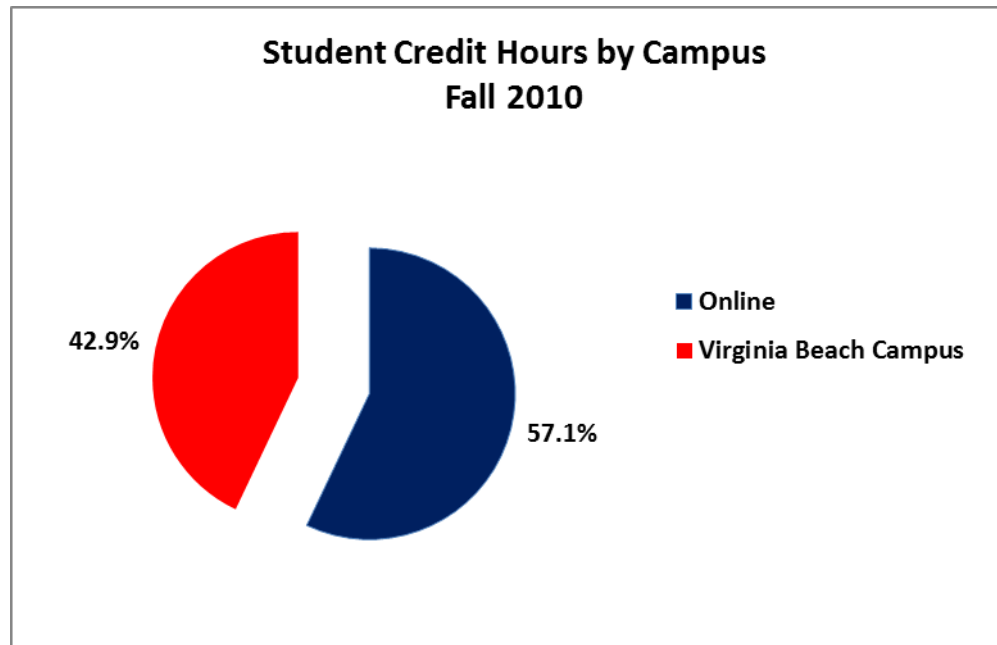
Campus	Communication	Divinity	Education	Global Leadership	Government	Law	Psychology	Undergrad	Total	Percentage
Online & On-Campus	113	260	93	8	71		136	398	1,079	19.4%
Online/Distance Education	124	178	541	505	57		140	1,468	3,013	54.2%
Virginia Beach Campus	105	214	177	16	25	470	162	294	1,463	26.3%
Total Students	342	652	811	529	153	470	438	2,160	5,555	100.0%





Fall 2010 Student Credit Hours by Campus

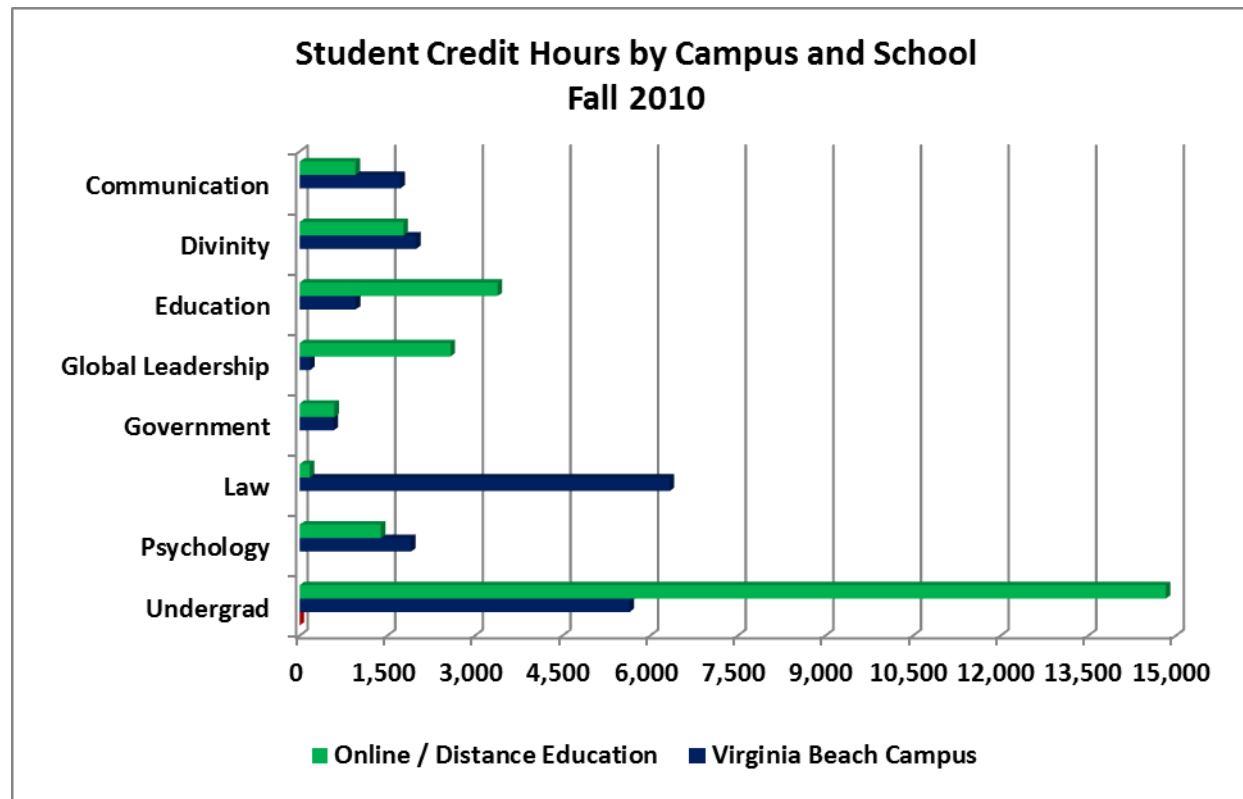
Campus	Graduate	Percentage	Undergraduate	Percentage	All Students	Percentage
Online	10,859	44.3%	14,829	72.4%	25,688	57.1%
Virginia Beach Campus	13,681	55.7%	5,647	27.6%	19,328	42.9%
Total Credit Hours	24,540	100.0%	20,476	100.0%	45,016	100.0%





Fall 2010 Student Credit Hours by Campus and School

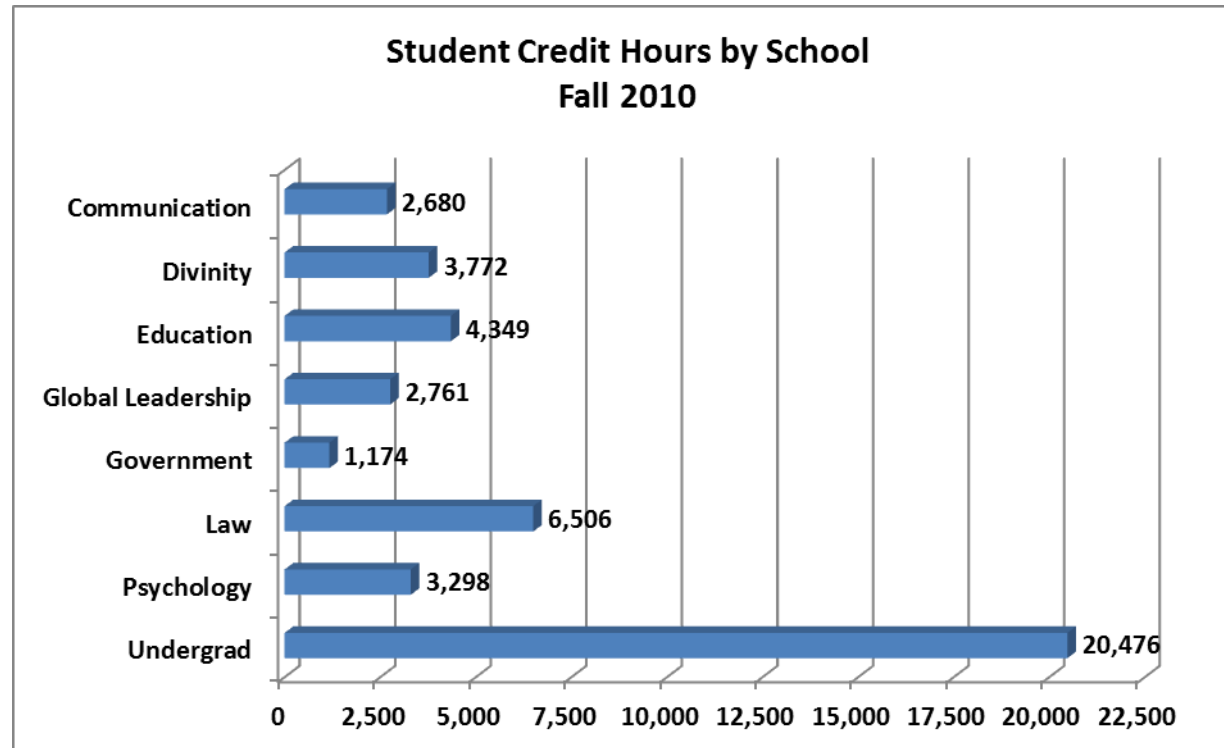
Campus	Communication	Divinity	Education	Global Leadership	Government	Law	Psychology	Undergrad	Total
Online	956	1,778	3,388	2,581	594	172	1,390	14,829	25,688
Virginia Beach Campus	1,724	1,994	961	180	580	6,334	1,908	5,647	19,328
Total Credit Hours	2,680	3,772	4,349	2,761	1,174	6,506	3,298	20,476	45,016





Fall 2010 Student Credit Hours by School

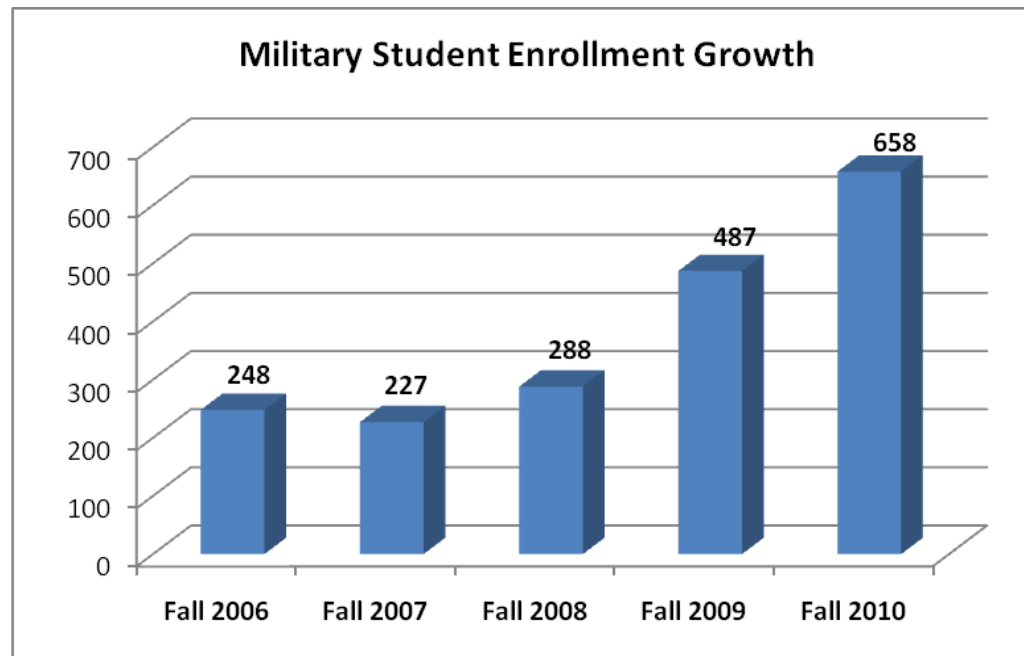
School	Student Credit Hours	Percentages
Communication	2,680	6.0%
Divinity	3,772	8.4%
Education	4,349	9.7%
Global Leadership	2,761	6.1%
Government	1,174	2.6%
Law	6,506	14.5%
Psychology	3,298	7.3%
Undergrad	20,476	45.5%
Total Credit Hours	45,016	100.0%





Fall 2010 Military Student Enrollment

Military	Fall 2010	Percentage
Active Duty	119	18.1%
Spouse	3	0.5%
Veterans	536	81.5%
Total Military	658	100.0%





Fall 2010 Average Tuition and Fees by School

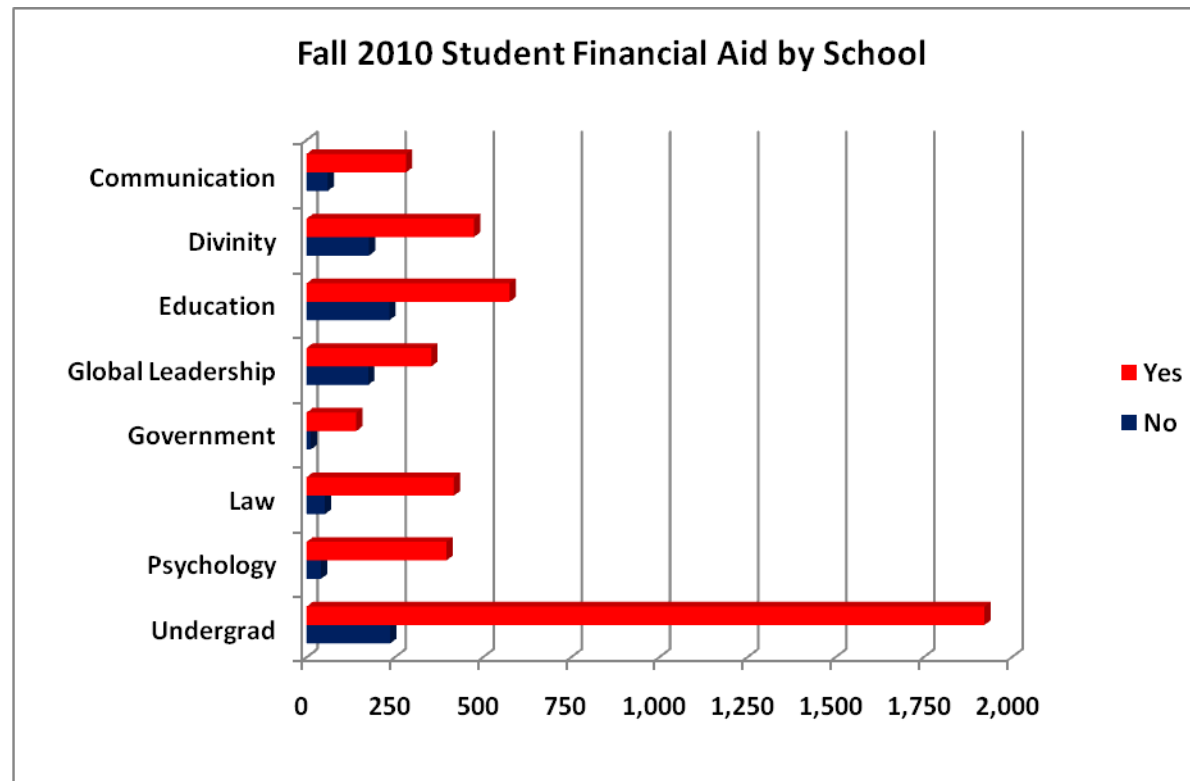
School	Degree	Cost per Credit Hour
School of Communication & the Arts	B.A.	\$685
	M.A.	\$920
	M.F.A.	\$920
	Ph.D.	\$985
School of Divinity	M.A.	\$515
	D.Min.	\$525
	Ph.D.	\$650
School of Education	M.Ed.	\$640
	Ed.S.	\$730
	Ed.D.	\$820
School of Global Leadership & Entrepreneurship	M.A. in Business	\$825
	M.A. in Leadership	\$675
	M.B.A.	\$825
	D.S.L.	\$925
	Ph.D.	\$925
School of Government		\$795
School of Law		\$1025
School of Psychology & Counseling	M.A.	\$660
	M.A. Online	\$690
	Psy.D.	\$755
	Ph.D.	\$755
School of Undergraduate Studies		\$495

Student Fees	Cost per Semester
Academic Service Fee	\$10
Council of Graduate Students Fee (On-campus Fall and Spring)	\$20
Parking Fee (On-campus)	\$100
Technology Fee	\$200
Undergraduate Support Fee	\$19



Fall 2010 Student Financial Aid by School

Financial Aid	Communication	Divinity	Education	Global Leadership	Government	Law	Psychology	Undergrad	Total	Percentage
Yes	282	475	576	354	141	418	397	1,923	4,566	82.2%
No	60	177	235	175	12	52	41	237	989	17.8%
Total Students	342	652	811	529	153	470	438	2,160	5,555	100.0%





Fall 2010 Student-to-Faculty Ratios by School

Fall 2010	Communication	Divinity	Education	Global Leadership	Government	Law	Psychology	Undergrad	Total
Student FTE	277	411	480	314	134	662	370	1,571	4,219
Full-time Faculty	29	20	25	13	6	26	31	90	240
Student-to-Faculty Ratio	10 to 1	21 to 1	19 to 1	24 to 1	22 to 1	25 to 1	12 to 1	17 to 1	18 to 1

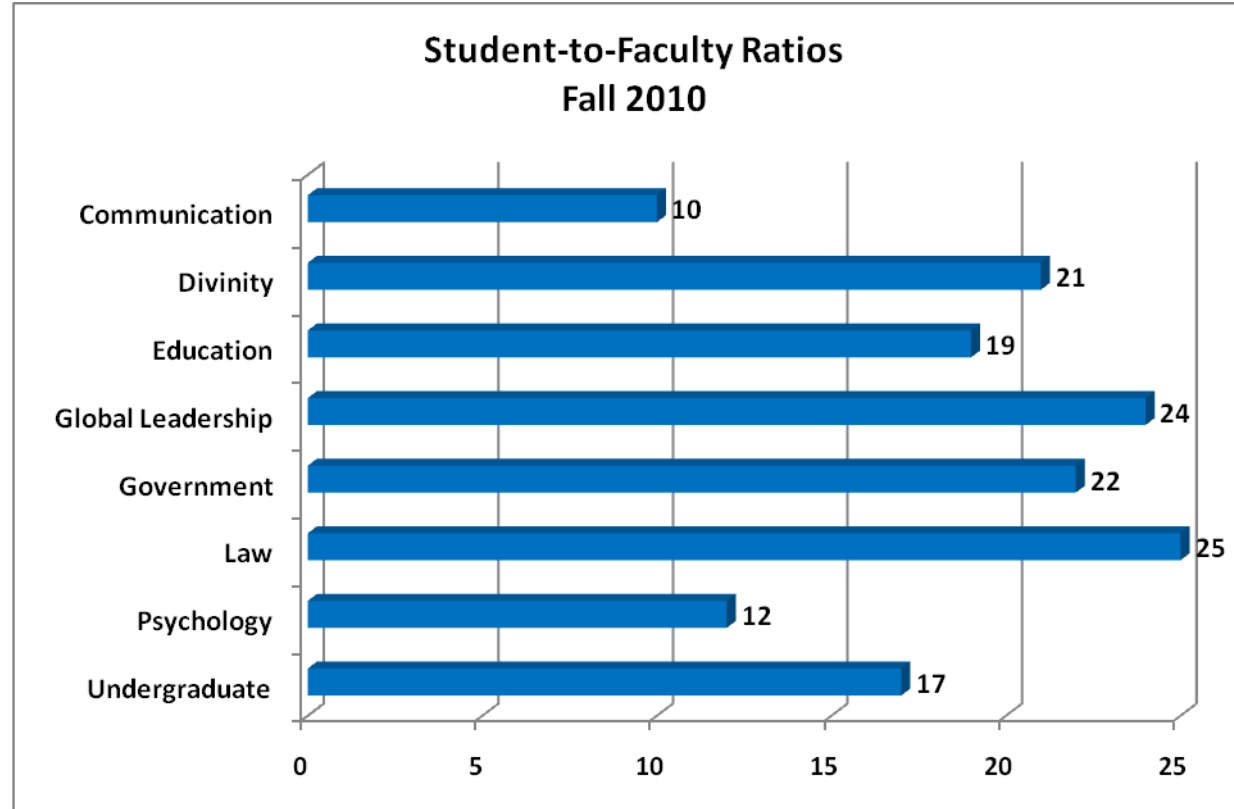
FTE = 9 hours Graduate, 10 hours First Professional

Graduate Student-to-Faculty Ratio = Student FTE / Full-time Faculty

Undergraduate Student-to-Faculty Ratio = Students (Full-time + 1/3 Part-time) / Faculty (Full-time + 1/3 Part-time)

Fall 2010 Undergraduate Student-to-Faculty Ratio: 17 to 1

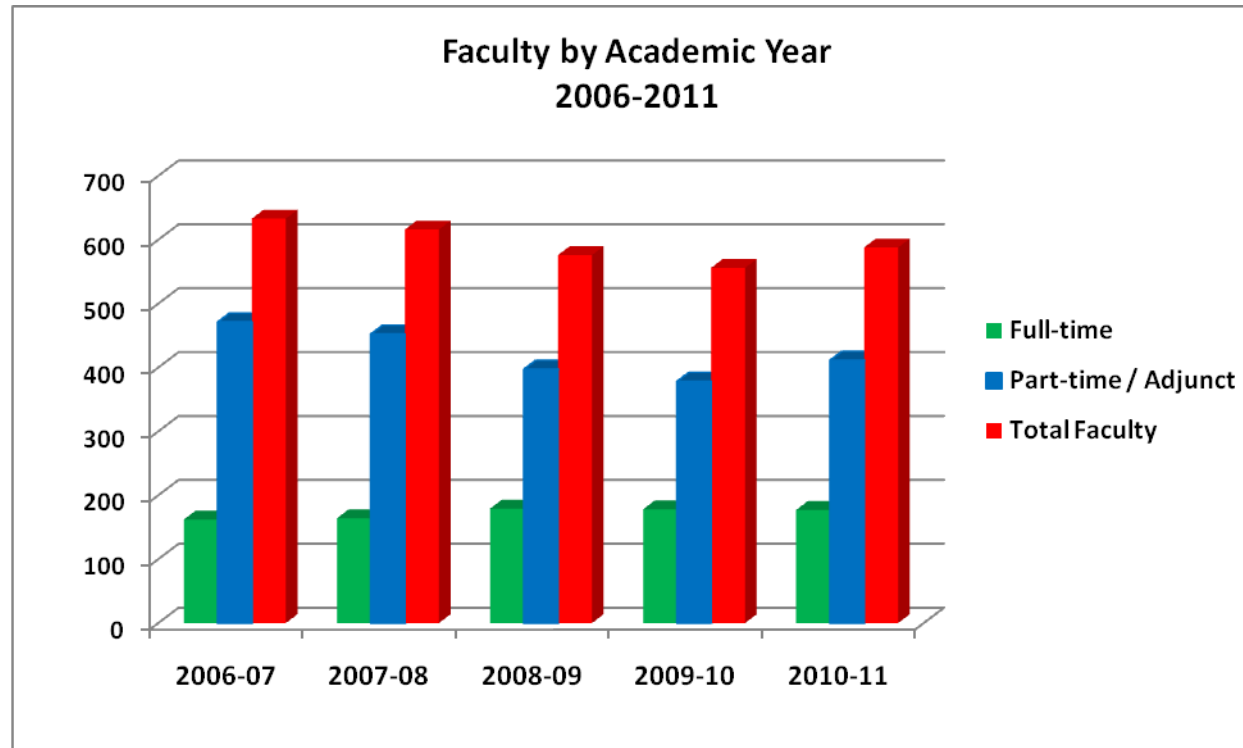
Based on 1,571 Students and 90 Faculty





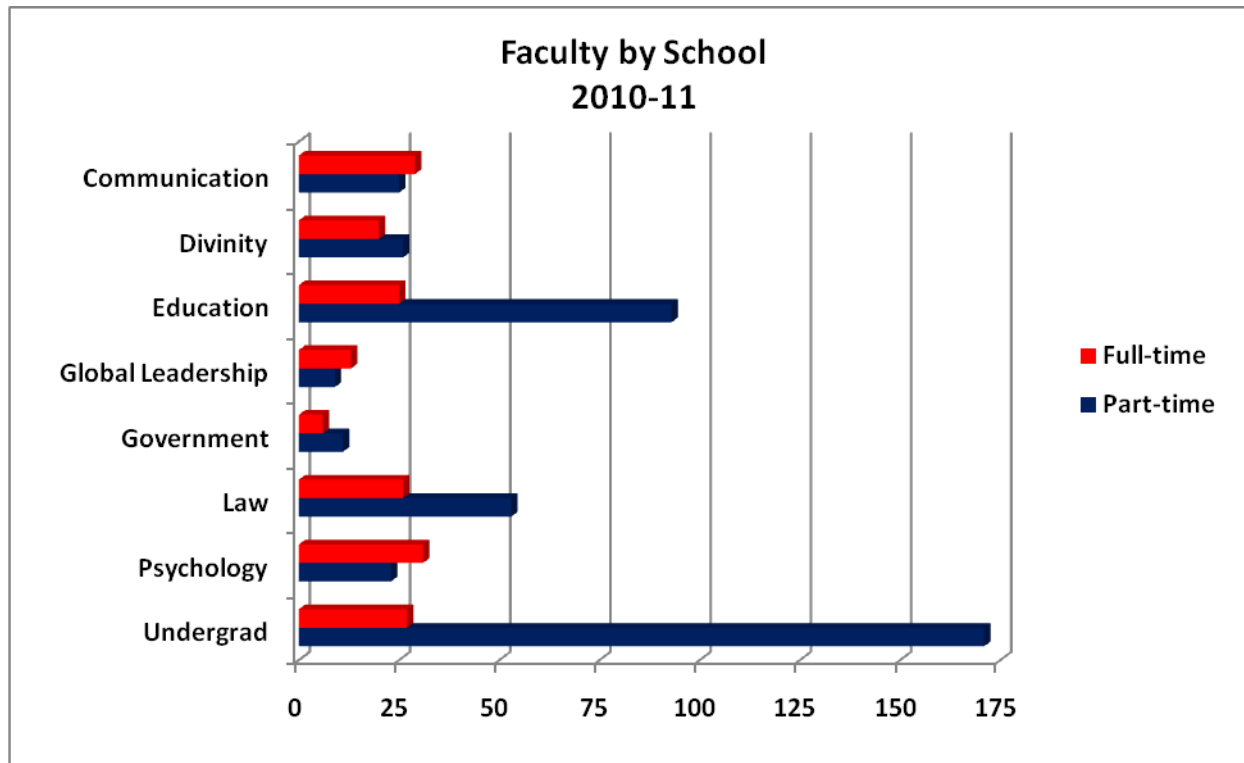
Faculty by Academic Year

Faculty	2006-07	2007-08	2008-09	2009-10	2010-11
Full-time	162	164	179	178	177
Part-time / Adjunct	471	452	397	378	411
Total Faculty	633	616	576	556	588



2010-11 Faculty by School

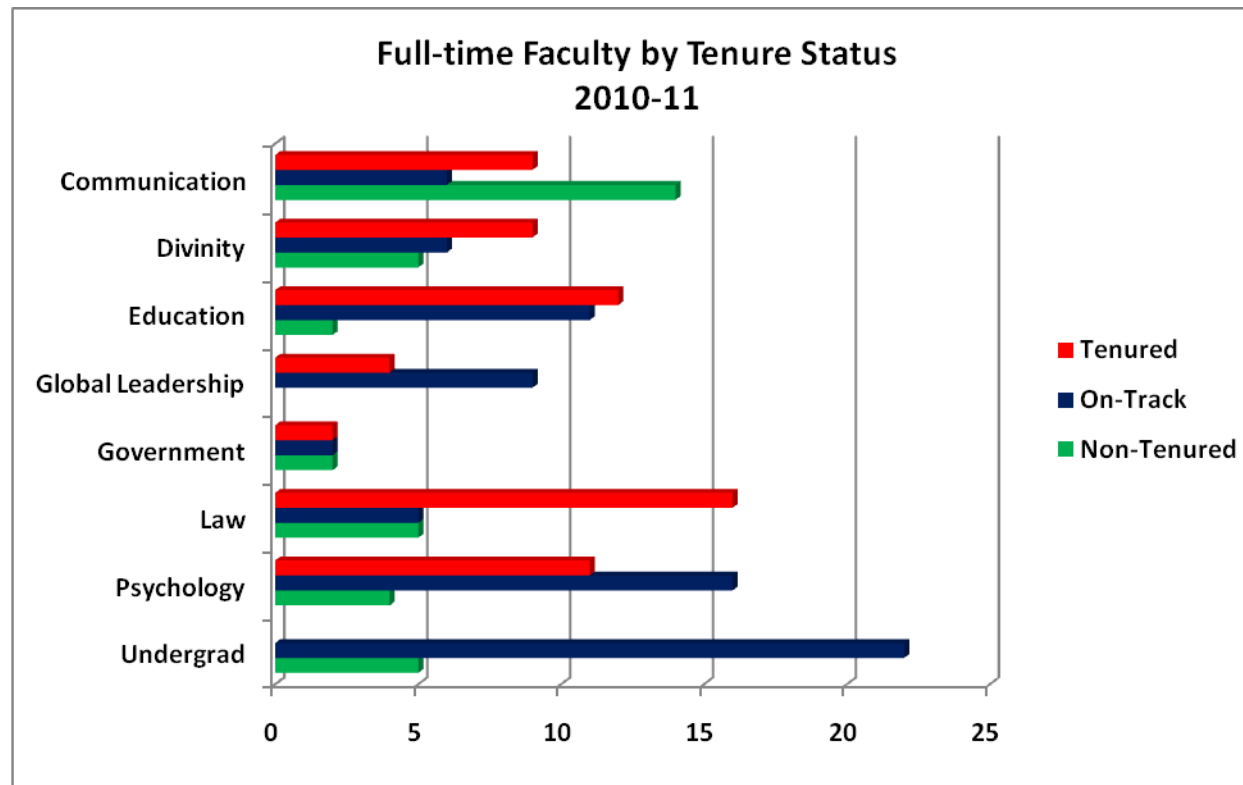
Faculty by School	Communication	Divinity	Education	Global Leadership	Government	Law	Psychology	Undergrad	Total
Full-time	29	20	25	13	6	26	31	27	177
Part-time	25	26	93	9	11	53	23	171	411
Total Faculty	54	46	118	22	17	79	54	198	588





2010-11 Full-time Faculty by Tenure Status

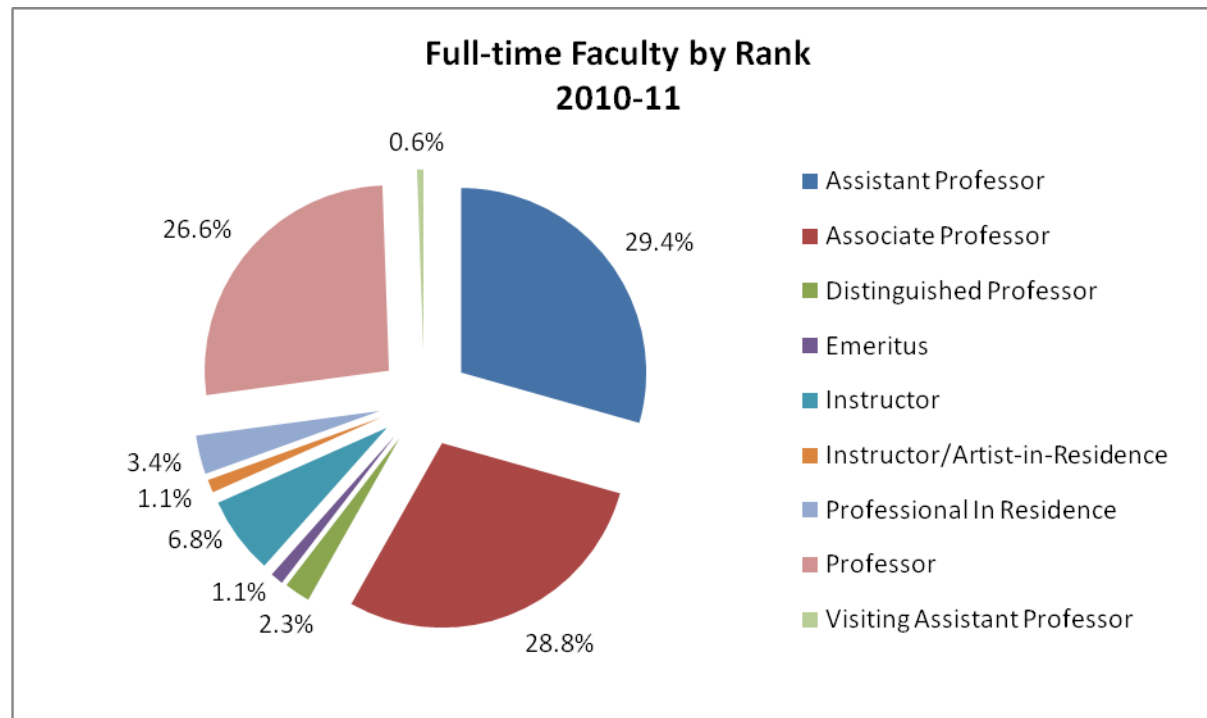
Tenure Status	Communication	Divinity	Education	Global Leadership	Government	Law	Psychology	Undergrad	Total
Tenured	9	9	12	4	2	16	11		63
On-Track	6	6	11	9	2	5	16	22	77
Non-Tenured	14	5	2		2	5	4	5	37
Total Full-time Faculty	29	20	25	13	6	26	31	27	177





2010-11 Full-time Faculty by Rank

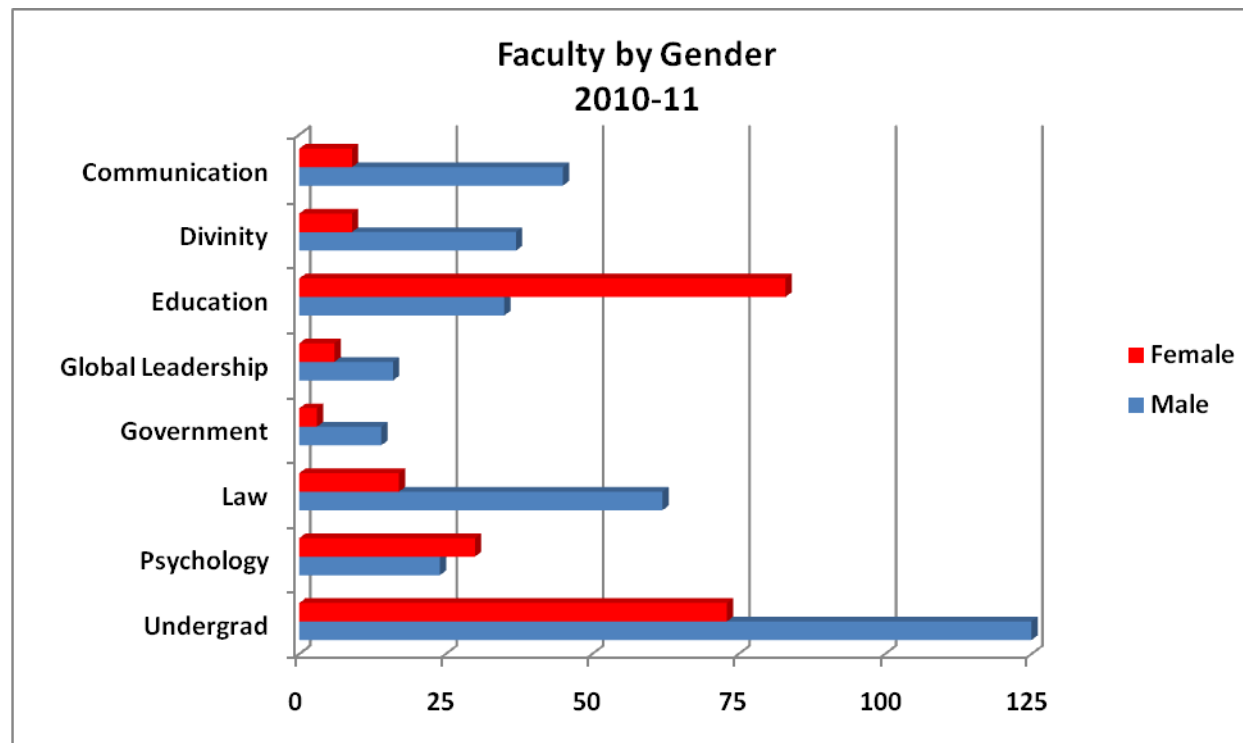
Faculty Rank	Communication	Divinity	Education	Global Leadership	Government	Law	Psychology	Undergrad	Total	%
Assistant Professor	3	1	10	4	3	3	15	13	52	29.4%
Associate Professor	7	8	5	4	2	8	9	8	51	28.8%
Distinguished Professor		2	1		1				4	2.3%
Emeritus	2								2	1.1%
Instructor	2	4				3		3	12	6.8%
Instructor/Artist-in-Residence	2								2	1.1%
Professional In Residence	6								6	3.4%
Professor	7	5	9	5		12	7	2	47	26.6%
Visiting Assistant Professor								1	1	0.6%
Total Full-time Faculty	29	20	25	13	6	26	31	27	177	100.0%





2010-11 Faculty by Gender

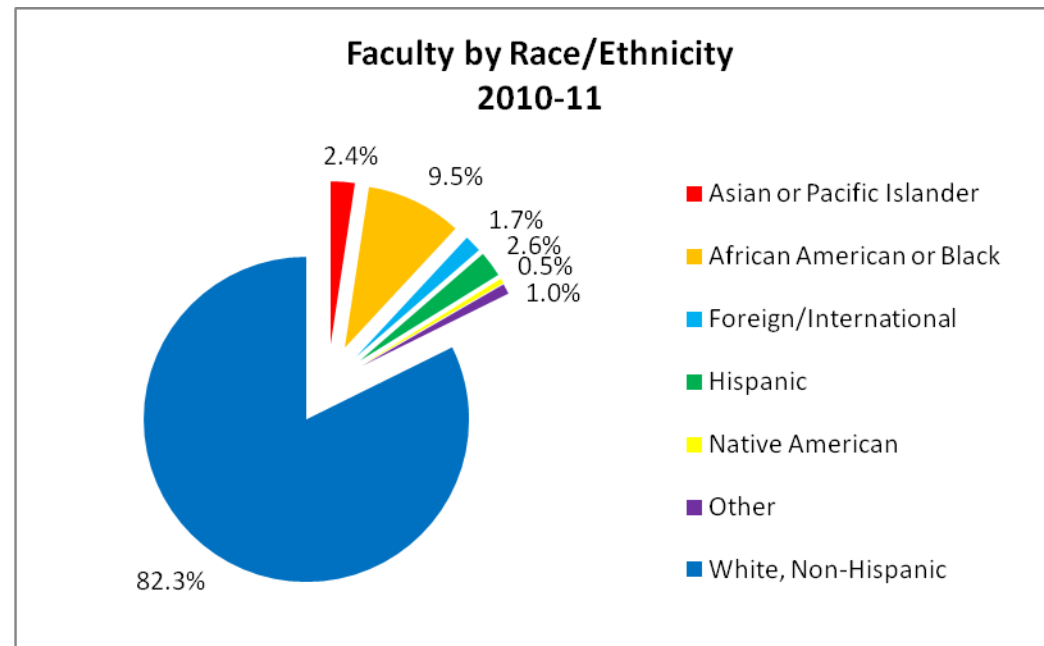
Gender	Communication	Divinity	Education	Global Leadership	Government	Law	Psychology	Undergrad	Total	%
Female	9	9	83	6	3	17	30	73	230	39.1%
Male	45	37	35	16	14	62	24	125	358	60.9%
Total Faculty	54	46	118	22	17	79	54	198	588	100.0%





2010-11 Faculty by Race/Ethnicity

Race/Ethnicity	Communication	Divinity	Education	Global Leadership	Government	Law	Psychology	Undergrad	Total	%
Asian or Pacific Islander	1	2	1		1	1	2	6	14	2.4%
African American or Black	4	4	17	1		6	6	18	56	9.5%
Foreign/International		2		5			1	2	10	1.7%
Hispanic	1	1	3			1	1	8	15	2.6%
Native American						1		2	3	0.5%
Other	2	1	1			1		1	6	1.0%
White, Non-Hispanic	46	36	96	16	16	69	44	161	484	82.3%
Total Faculty	54	46	118	22	17	79	54	198	588	100.0%





Regent University Facilities

Regent University's Virginia Beach Campus sits on 70 acres of immaculately maintained grounds that complement the Georgian architecture of its buildings which are historic in design yet incorporate the latest educational technology.

- **The University Library**, with access to over 750,000 microforms and 10,000 audiovisual items offers numerous online



subscription services and resources, providing a nearly limitless research environment. The building also houses Regent Law Library, School of Undergraduate Studies administrative offices, student computer labs, the university's copy services center and mail services.

- **Robertson Hall** is equipped with the latest technology in audio/video equipment and cameras for simultaneous broadcasting. The 132,000-



square-foot building also boasts a 380-seat moot court/city council chamber and several classrooms. The building houses

the schools of **Divinity, Government, Law** and **Undergraduate Studies**.

- **The Communication & Performing Arts Center**, home for the **School of Communication & the Arts**, is a 135,000-square-foot building that features a 700+ seat theatre. The center also houses a 200-seat experimental theatre, cinema-television production studio, film sound stage, screening theaters, technical studios, classrooms and teaching labs. A back lot area offers space for sets for indoor and outdoor filming.



- **The Student Center** is a 31,000-square-foot facility housing the University Bookstore, student organization offices, The Ordinary dining facility, a computer lab, a student lounge and meeting rooms.





- **The Founders Inn and Spa**, located adjacent to the university campus, hosts a number of university events.

The university also includes the **Administration Building**, utilized for the **School of Education** and administrative offices; and the **Classroom Building**, utilized for the schools **Global Leadership & Entrepreneurship** and **Psychology & Counseling**.



Student Housing

- **Regent Village**—Open to graduate students with families, Regent Village consists of more than 200 two- and three-bedroom apartments located less than one mile from campus.



- **Regent Commons**—Open to undergraduate and graduate students without children, Regent Commons is now open. This facility provides a wide range of apartment styles and square footage.





Student Organizations

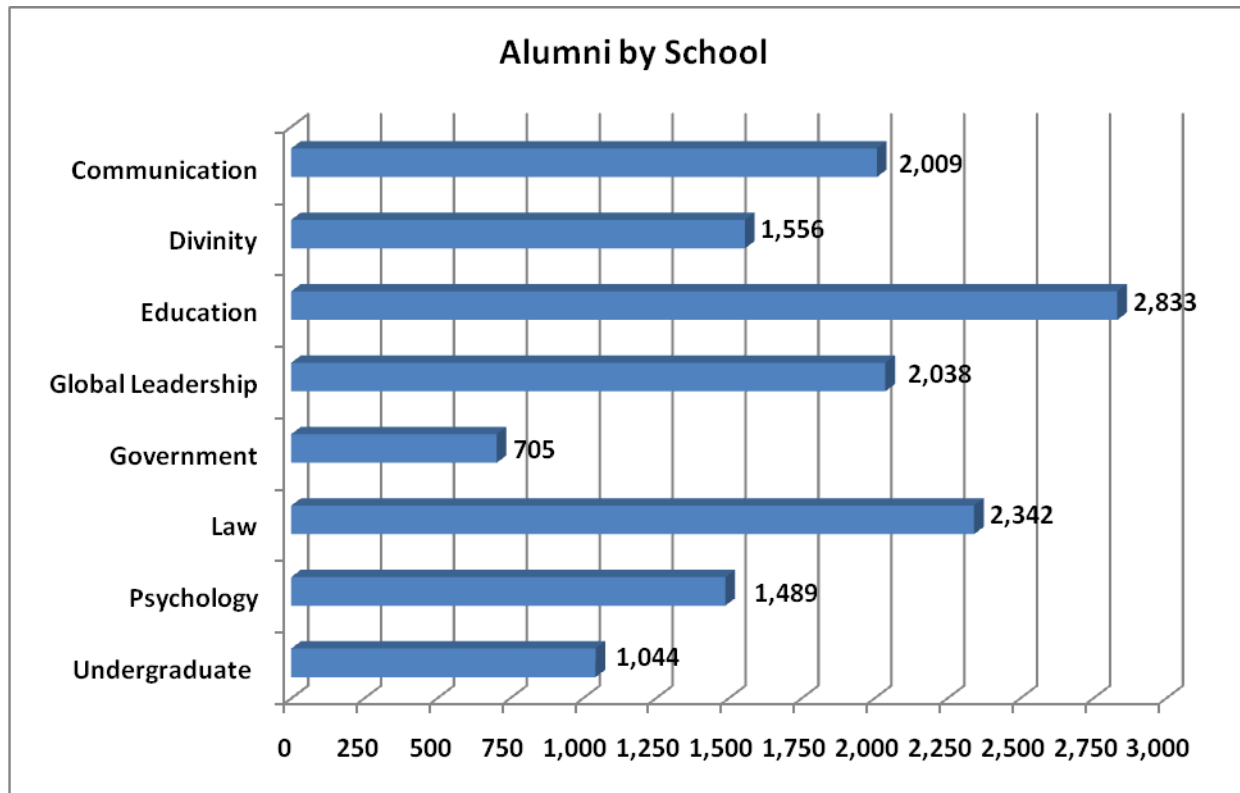
- Agape on Campus
- Association of Latino American Students
- Alpha Phi Omega (Service Fraternity)
- Alternative Dispute Resolution and Client Counseling Board
- Alexander Hamilton-Thomas Jefferson Society
- American Bar Association, Law Student Division
- Black Law Students Association
- Business Transactions Law Society
- Christian Educators Association International
- Christian Legal Society
- College Republicans and Regent University
- Concerned Women for America
- Council of Graduate Students
- English Club
- Federalist Society
- Intellectual Property and Entertainment Law Society
- International Justice Mission, Regent Chapter
- International Law Society
- International Student Organization
- Jabez Praise Dance Group
- Law Wives Association
- Legal Advocates for Decency in Everyday Society
- Moot Court Board
- Newman Club
- Phi Alpha Delta International
- Phi Alpha Delta International, Pre-Law Chapter
- Public Interest Legal Advocates of Regent University
- Psychology Club
- Regent Democrats
- Regent Journal of International Law
- Regent Journal of Law and Public Policy
- Regent Students for Life
- Regent Undergraduate Council
- Regent University Law Review
- Religion Club
- Regent Tolkien Society
- Republican National Lawyers Association
- Student Alumni Ambassadors
- Student Bar Association
- Student Veterans Association



- Students in Free Enterprise
- Trial Advocacy Board
- Virginia Bar Association Law School Council

Honor Societies

- Alpha Omega Lambda Chapter of CHI SIGMA IOTA
(Counseling Academic and Professional Honor Society
International, Inc.)
- Chi Alpha Chapter of Lambda Pi Eta (Communication Honor
Society)
- Chapter of Pi Sigma Alpha (The National Political Science
Honor Society)
- Omicron Delta Kappa (Leadership Honor Society)



Total Alumni = 14,016



Regent Alumni by State

State	Alumni
Alabama	126
Alaska	24
Arizona	102
Arkansas	41
California	509
Colorado	171
Connecticut	55
Delaware	31
District of Columbia	71
Florida	561
Georgia	435
Hawaii	32
Idaho	22
Illinois	176
Indiana	157
Iowa	31
Kansas	60
Kentucky	116
Louisiana	74

State	Alumni
Maine	22
Maryland	486
Massachusetts	64
Michigan	196
Minnesota	84
Mississippi	37
Missouri	148
Montana	18
Nebraska	21
Nevada	20
New Hampshire	34
New Jersey	131
New Mexico	37
New York	313
North Carolina	748
North Dakota	4
Ohio	299
Oklahoma	79
Oregon	67

State	Alumni
Pennsylvania	402
Rhode Island	11
South Carolina	199
South Dakota	8
Tennessee	278
Texas	535
Utah	16
Vermont	5
Virginia	5,418
Washington	143
West Virginia	69
Wisconsin	69
Wyoming	12
Armed Forces	42
International	529
Unknown	678
Total Alumni	14,016

Regent Alumni reside in all 50 states and 82 Countries



Alumni by Country

Country	Alumni
Afars/Issas	1
Albania	1
Andorra	1
Anguilla	1
Antigua & Barbuda	1
Argentina	1
Armenia	1
Australia	5
Austria	1
Bahamas	2
Belarus	1
Belize	1
Bermuda	4
Brazil	9
Bulgaria	1
Canada	57
China	2
Colombia	1
Croatia	1
Cyprus	3
Ecuador	1
Egypt	1
El Salvador	2
Estonia	1
Finland	1
France	3
Germany	19
Ghana	3

Country	Alumni
Guam	1
Guatemala	4
Haiti	1
Hong Kong	7
Hungary	6
India	7
Indonesia	3
Israel	2
Italy	3
Japan	8
Kenya	2
Lebanon	1
Liberia	1
Lithuania	3
Malaysia	3
Marshall Islands	1
Mauritius	4
Mexico	7
Myanmar	1
Namibia	1
Netherlands	1
New Zealand	1
Nigeria	4
North Korea	5
Norway	8
Panama	1
Paraguay	1
Peru	2

Country	Alumni
Philippines	3
Poland	6
Portugal	1
Puerto Rico	1
Romania	5
Russia	3
Scotland	2
Singapore	11
Slovakia	1
South Africa	24
South Korea	210
Spain	4
Sweden	2
Switzerland	7
Taiwan	4
Thailand	5
Trinidad & Tobago	1
Turkey	1
Ukraine	1
United Arab Emirates	1
United Kingdom	8
Venezuela	1
Viet Nam	2
Virgin Islands	8
Zambia	1
Zimbabwe	1
Total International Alumni	529



Alumni Employers

ACNielson	Family Research Council	State Attorney's Office
Alabama Supreme Court	FedEx	SunTrust
Alliance Defense Fund	Fidelity Investments	The Inspirational Network (INSP)
Alltel	Focus on the Family	The Virginian Pilot
American Airlines	Ford Motor Company	Time Warner
American Center for Law & Justice (ACLJ)	General Electric	U.S. Air Force
American Family Association	General Motors	U.S. Army
American Red Cross	Henrico County Circuit Court	U.S. Coast Guard
AT&T	IBM	U.S. Department of Defense
Bank of America	InTouch Ministries	U.S. Department of Health & Human Services
Bank of Hampton Roads	Lexis-Nexis	U.S. Department of Homeland Security
Billy Graham Evangelistic Association	Lockheed Martin	U.S. Department of Justice
Boeing	MetLife	U.S. Department of Social Services
Booz Allen Hamilton	NBC	U.S. Department of Veteran Affairs
Chesapeake Circuit Courts	New York Life insurance Company	U.S. Navy
Chesapeake Public Schools	Newport News Public Schools	United Airlines
Christian Broadcasting Network (CBN)	Northrop Grumman	UPS
Christianity.com	Northwest Airlines	Verizon
City of Virginia Beach	Office of Presidential Correspondence	Virginia Beach Public Schools
CNN	Office of the Attorney General	Wachovia
Compass Technology Management, Inc.	Operation Blessing International	Walt Disney
Conoco Oil & Gas, Inc.	Proctor & Gamble	World Vision
Cox Communications	Samaritan's Purse	Youth for Christ
Delta Airlines	SAS Institute, Inc.	Youth with a Mission
Edward Jones	Shell Oil Company	