

# Regent University

**Annual Fact Book  
2009-2010**



**Office of Institutional Research  
Dr. Amanda J. Wynn, Director  
1000 Regent University Drive  
Virginia Beach, VA 23464  
<http://www.regent.edu/ir>**

## About the Institution

Regent University is the nation's academic center for Christian thought and action, with a multitude of on-campus and online programs available worldwide. Our academic standards for both our graduate and undergraduate programs are high and our programs rigorous. But what sets Regent apart is our mission to prepare capable men and women to excel both in mind and spirit. Our students, faculty and administrators share a calling, founded on biblical principles, to make a significant difference in our communities, our cities, our nation and our world.

## Leadership and Influence

When Dr. M.G. “Pat” Robertson, Regent president and chancellor, established the university in 1978, he envisioned a high-caliber institution that would attract a leadership team brimming with superior professional experience and extraordinary academic credentials. In just three decades, that vision is being fulfilled. Distinguished faculty and guest lecturers include John Ashcroft, former U.S. Attorney General; Vern Clark, former Chief of Naval Operations; Steve Forbes, president and CEO of Forbes, Inc. and others.

Regent also exposes students to speakers who are front and center on some of the most important issues of our time. Nationally covered events such as Clash of the Titans®, The Ronald Reagan Symposium and Executive Leadership Series, allow students and the greater community to learn firsthand from major world and national leaders about today's most pressing issues.

The combination of committed leaders and diligent students has produced alumni who occupy strategic positions in a multitude of venues worldwide. They take seriously their call to lead and serve others and excel in their professions, which include Virginia’s 71st Governor, Louisiana State Senator, National Middle School Principal of the Year, Hollywood screenwriters, National Milken Educator Award Winner and Assistant Secretary of Labor.

## History and Location

The university was founded for the specific purpose of preparing leaders who would not only succeed in their professions, but also advance as Christians equipped to effectively impact their world. In 1977, CBN University was incorporated as a nonprofit educational institution in Virginia Beach, Virginia. In the fall of 1978, 77 students began classes in modest, rented facilities. By October 1989, CBN University had grown from a School of Communication and the Arts to seven professional schools with nearly 800 students. On January 1, 1990, in recognition of this growth, the Board of Trustees voted to change the name of CBN University to Regent University. The university has grown to over 4,500 students earning associate’s, bachelor’s, master’s, and doctoral degrees at our Virginia Beach campus or via online learning.

**Academic Schools:** Regent University is comprised of eight schools: Communication and the Arts; Divinity; Education; Global Leadership and Entrepreneurship; Government; Law; Psychology and Counseling; and Undergraduate Studies.

CHRISTIAN LEADERSHIP  
TO CHANGE THE WORLD



## **Mission Statement**

### **Preamble**

Regent University is an institution of higher learning that exists to bring glory to God the Father and His Son Jesus Christ through the work of the Holy Spirit.

### **Mission**

Our mission is to serve as a leading center of Christian thought and action providing an excellent education from a biblical perspective and global context in pivotal professions to equip Christian leaders to change the world.

### **Vision**

Our vision, through our graduates and other scholarly activities, is to provide Christian leadership in transforming society by affirming and teaching principles of truth, justice and love as described in the Holy Scriptures, embodied in the person of Jesus Christ and enabled through the power of the Holy Spirit. Soli Deo Gloria.





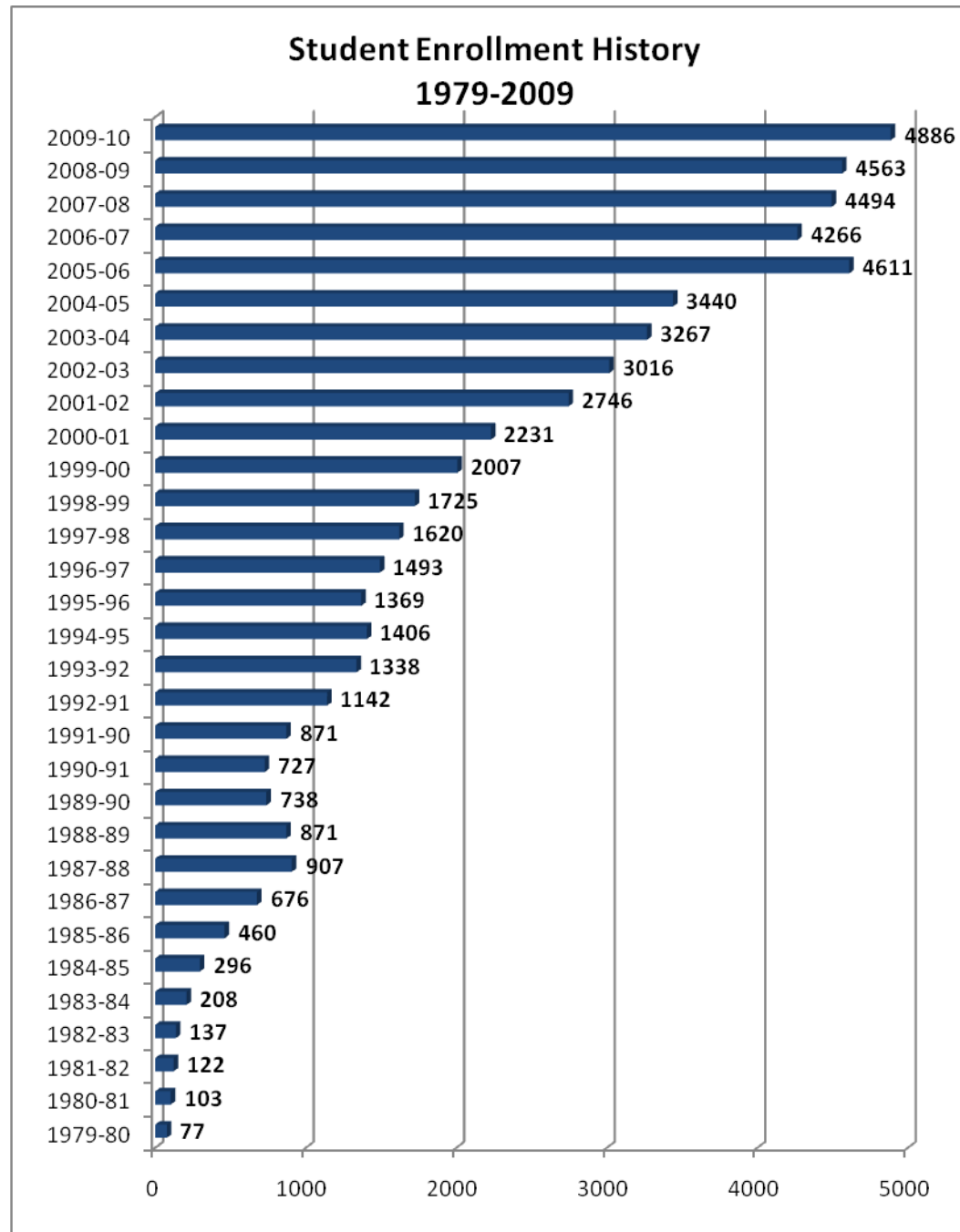
## Accreditations

- **Regent University is accredited by the Commission on Colleges of the Southern Association of Colleges and Schools** to award associates, baccalaureate, masters, and doctorate degrees. Contact the Commission on Colleges at 1866 Southern Lane, Decatur, Georgia 30033-4097 or call 404.679.4500 for questions about the accreditation of Regent University.
- **Council for Higher Education Accreditation (CHEA)** [www.chea.org](http://www.chea.org)
- **The State Council of Higher Education for Virginia (SCHEV)**—certification of the Commonwealth of Virginia. [www.schev.edu](http://www.schev.edu)
- **The Association of Theological Schools in the United States and Canada (ATS), accredits the School of Divinity.** The Commission on Accrediting of the Association of Theological Schools, 10 Summit Park Drive, Pittsburgh, PA 15275. [www.ats.edu](http://www.ats.edu)
- **The American Bar Association (ABA), accredits the School of Law.** The Accreditation Committee and the Council of the Section, 321 N. Clark St., Chicago, IL 60610. [www.abanet.org](http://www.abanet.org)
- **The American Psychological Association (APA), accredits the psychology programs of the School of Psychology & Counseling.** Office of Program Consultation and Accreditation, 750 First Street, NE, Washington, DC 20002-4242. [www.apa.org](http://www.apa.org)
- **The Council for Accreditation of Counseling and Related Educational Programs (CACREP), accredits the counseling programs of the School of Psychology & Counseling.** 5999 Stevenson Avenue, Alexandria, VA 22304. [www.cacrep.org](http://www.cacrep.org)
- **The Teacher Education Accreditation Council (TEAC), accredits the educational leadership and teacher preparation programs of the School of Education.** Teacher Educational Accreditation Council, One Dupont Circle, Suite 320, Washington, DC, 20036, phone 202.466.7236. [www.teac.org/](http://www.teac.org/)



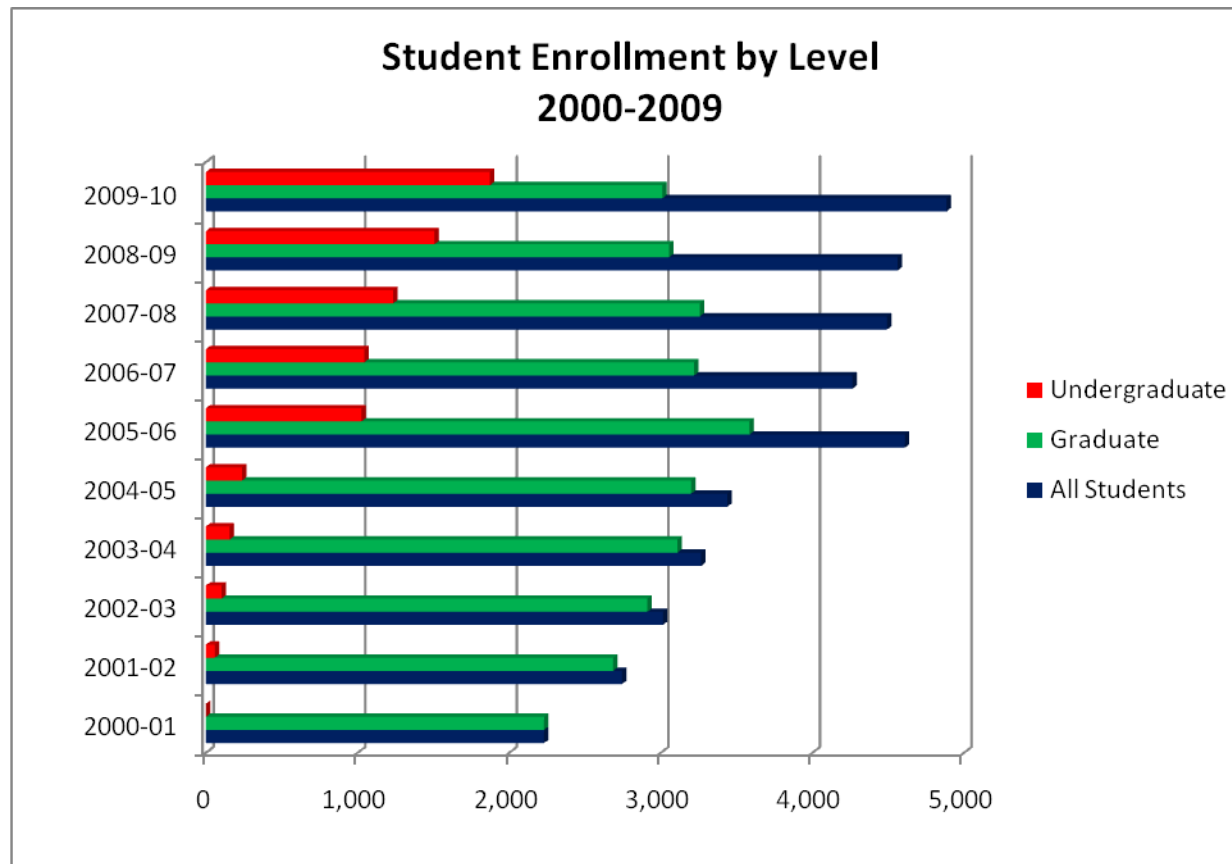
## Regent Timeline

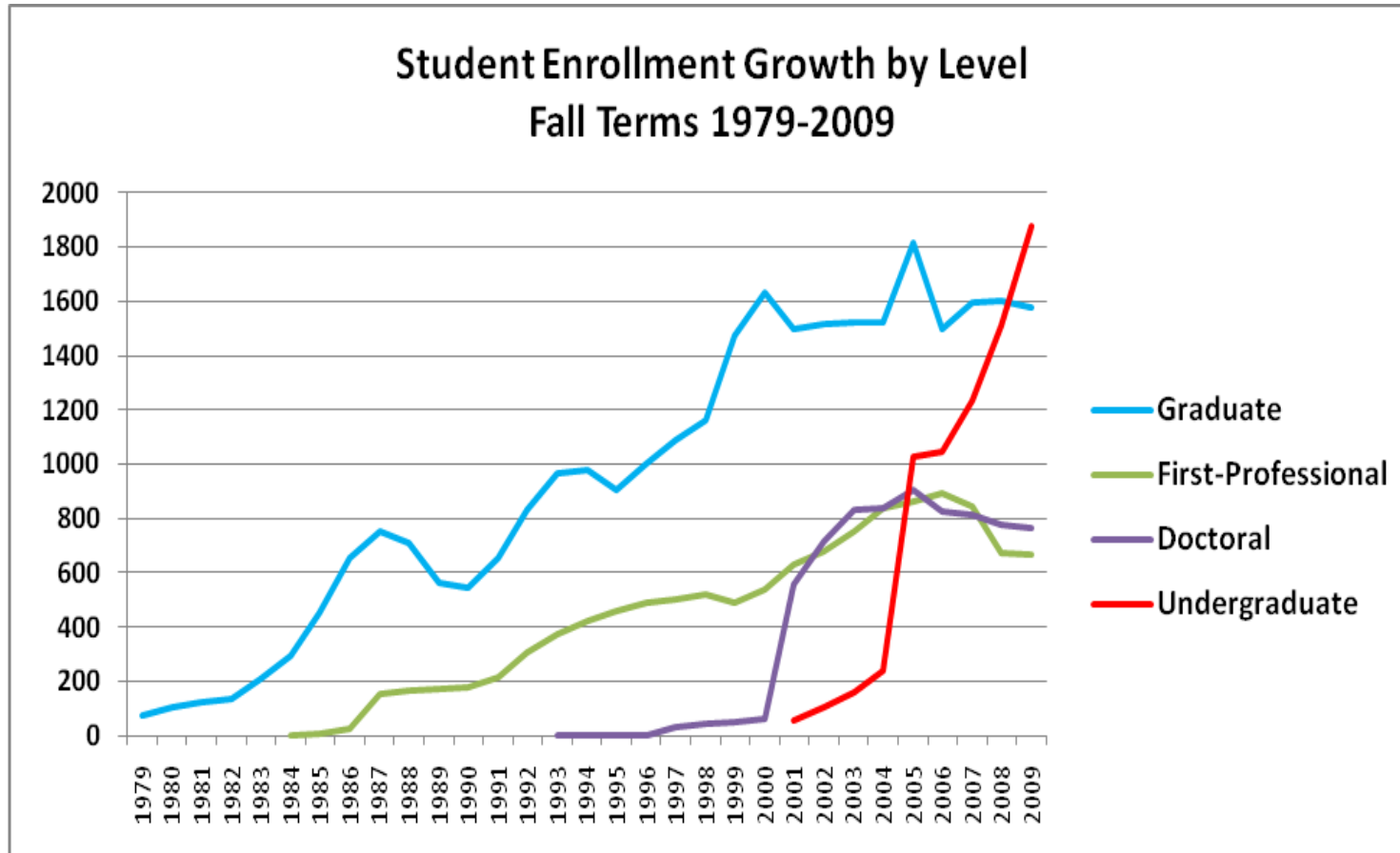
- |      |  |      |  |
|------|--|------|--|
| 1977 | The university is incorporated as CBN University, a nonprofit graduate education institution.  | 2000 | An undergraduate degree-completion program is introduced to give working adults opportunities to complete bachelor's degrees in an accelerated format.   |
| 1978 | Dr. M.G. "Pat" Robertson is officially appointed president of, then, CBN University. Students in the School of Communication & the Arts begin classes in September.                              | 2002 | The 135,000-square-foot Communication & Performing Arts Center opens as one of the most technologically advanced communication buildings on the East Coast.  |
| 1980 | The first class graduates in May.<br><br>The School of Education opens in October.<br><br>The university dedicates its first building, the Administration Building, on campus in Virginia Beach. | 2003 | The 31,000-square-foot Student Center opens in 2003 on campus in Virginia Beach, offering a close sense of community.<br><br>Regent celebrates 25 years of growth and influence with the kick-off of the Clash of the Titans® debate series. Since then, the debate has featured world leaders such as Bob Dole, Al Gore, Newt Gingrich, Lt. Col. Oliver North and others. |
| 1982 | Ground is broken for the University Library.<br><br>The School of Business and the School of Divinity open.  | 2006 | Regent creates its School of Global Leadership & Entrepreneurship, the result of combining its School of Leadership Studies and School of Business.<br><br>The School of Communication & the Arts opens the Center for Digital Media.  |
| 1983 | Robertson School of Government opens.  | 2007 | Regent Law produces the winning team of the American Bar Association's 2007 Negotiation Competition, succeeding Harvard.   |
| 1984 | The university receives full accreditation from the Southern Association of Colleges and Schools (SACS).   | 2008 | Regent celebrates its 30th anniversary. The School of Undergraduate Studies launches Regent's first associate's degree programs.   |
| 1986 | Regent University School of Law opens.   | 2009 | Regent is named second in the Online College OEDb rankings, improving from seventh place the previous year. The fourth annual Ronald Reagan Symposium on American conservatism is held on campus, addressing "The Future of the American Presidency."  |
| 1988 | The School of Psychology & Counseling is founded.  |      |  |
| 1990 | The Board of Trustees votes to change the name of CBN University to Regent University.   |      |  |
| 1995 | Regent opens its Washington, D.C., location.   |      |  |
| 1997 | The School of Leadership Studies develops an online M.A. program in Organizational Leadership, marking Regent as a model for online graduate education.  |      |  |



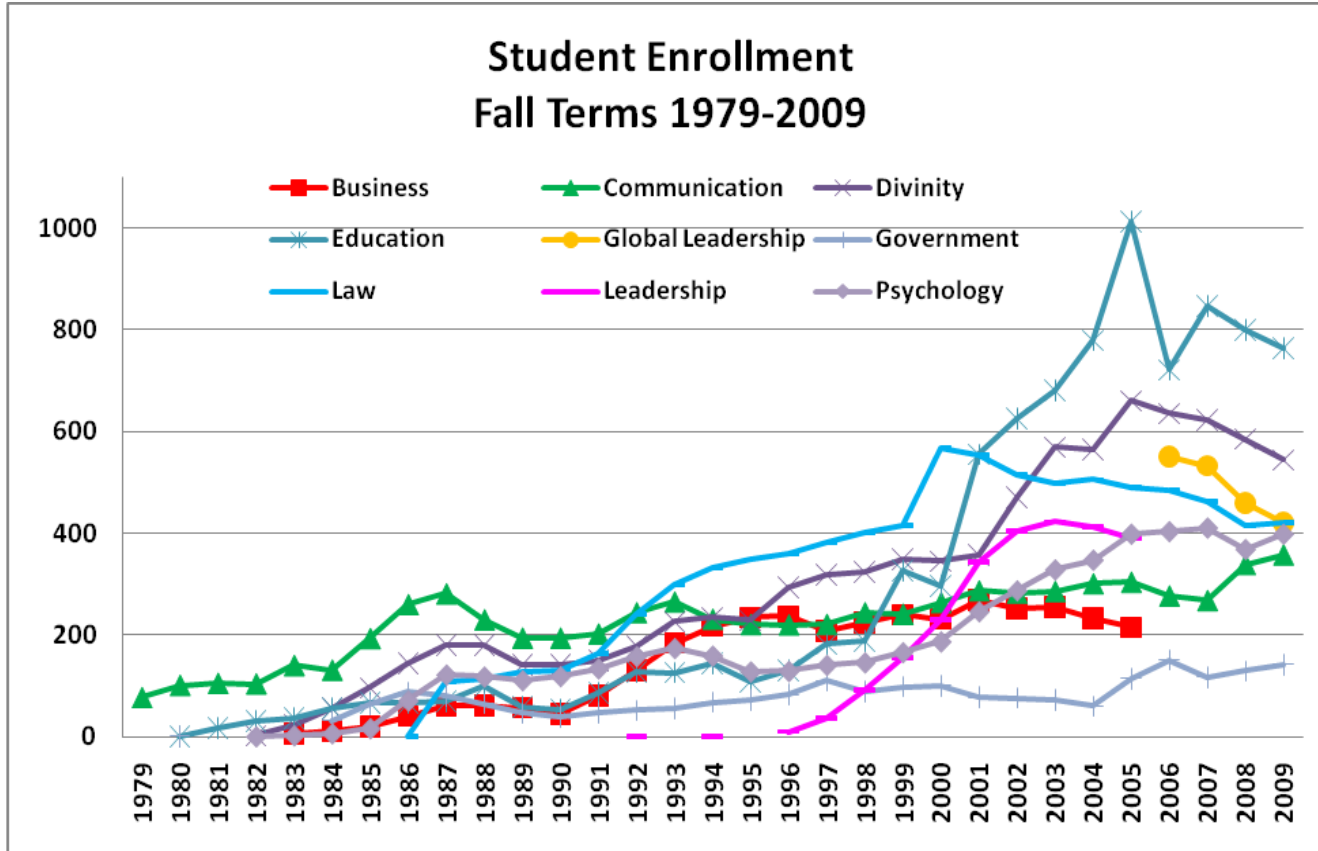


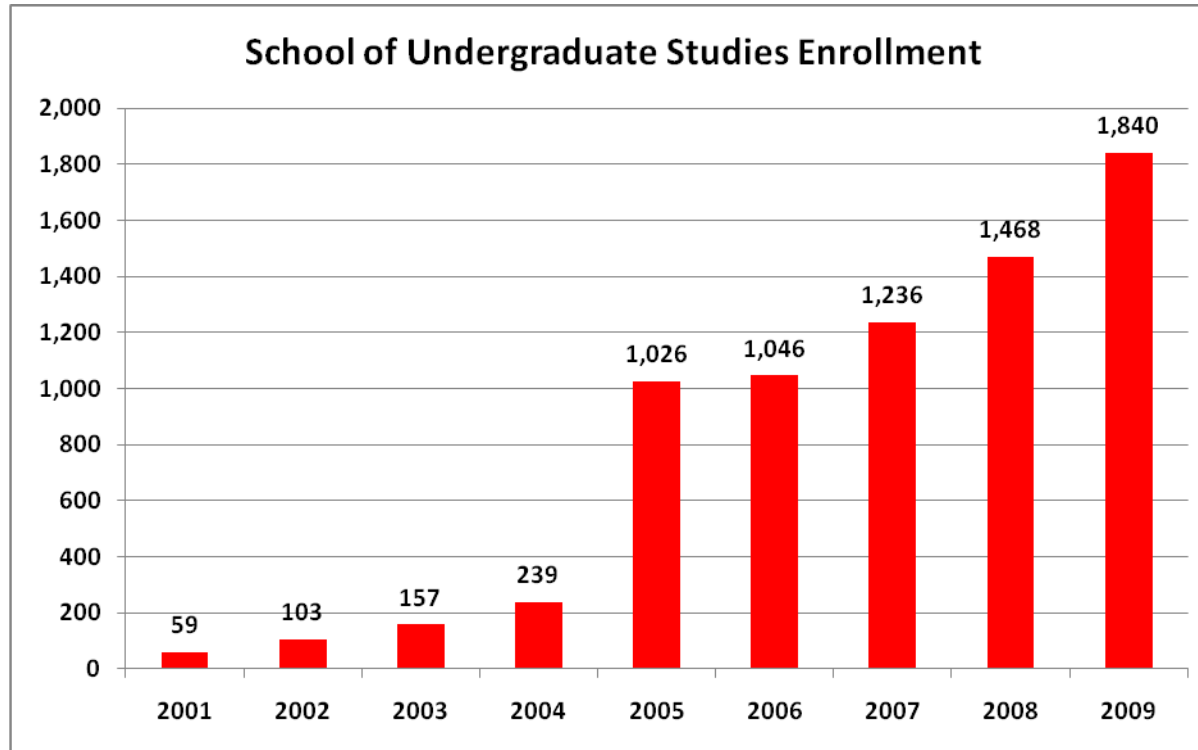
Academic Year	All Students	Graduate	Undergraduate
2000-01	2,231	2,231	0
2001-02	2,746	2,687	59
2002-03	3,016	2,913	103
2003-04	3,267	3,110	157
2004-05	3,440	3,201	239
2005-06	4,611	3,585	1,026
2006-07	4,266	3,220	1,046
2007-08	4,494	3,258	1,236
2008-09	4,563	3,055	1,508
2009-10	4,886	2,968	1,918





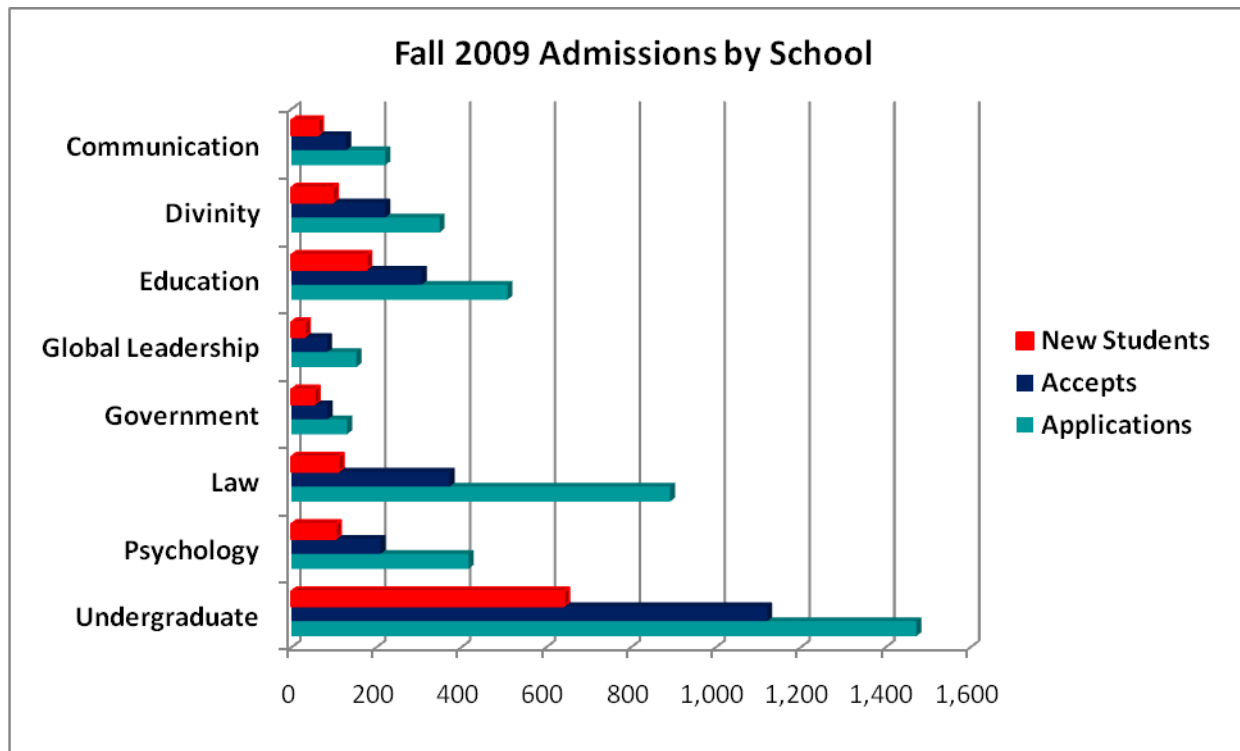






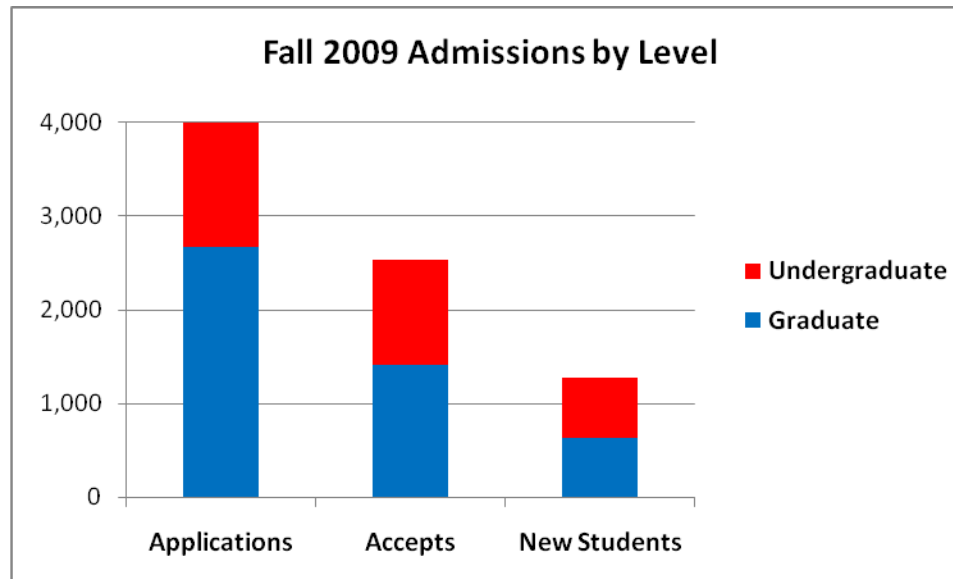
### Fall 2009 Admissions

School	Applications	Accepts	% Applications Accepted	New Students	% Accepted Enrolled
Communication	221	129	58.4%	62	48.1%
Divinity	349	221	63.3%	97	43.9%
Education	509	307	60.3%	176	57.3%
Global Leadership	153	84	54.9%	31	36.9%
Government	131	85	64.9%	54	63.5%
Law	892	373	41.8%	111	29.8%
Psychology	417	210	50.4%	104	49.5%
Undergraduate	1,473	1,121	76.1%	642	57.3%
<b>Total</b>	<b>4,145</b>	<b>2,530</b>	<b>61.0%</b>	<b>1,277</b>	<b>50.5%</b>



### Fall 2009 Admissions by Level

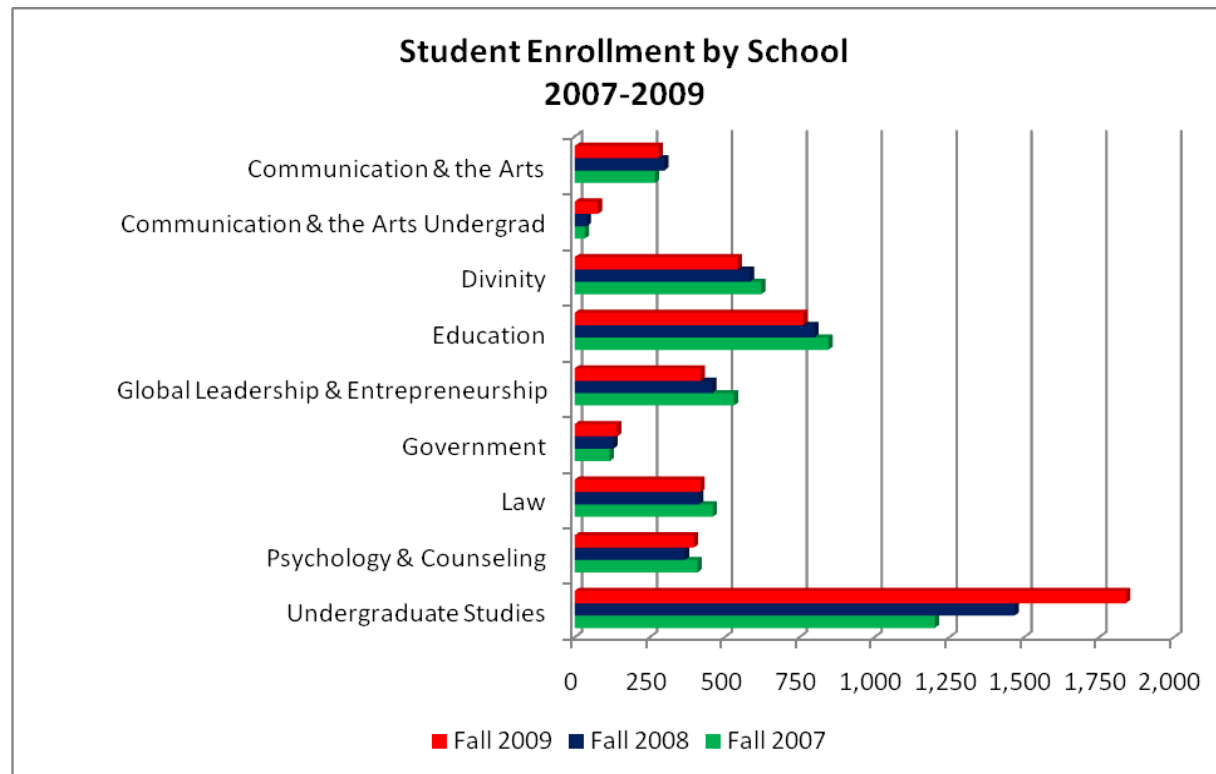
	Applications	Accepts	% Applications Accepted	New Students	% Accepted Enrolled
<b>Graduate</b>	2,672	1,409	52.7%	635	45.1%
<b>Undergraduate</b>	1,473	1,121	76.1%	642	57.3%

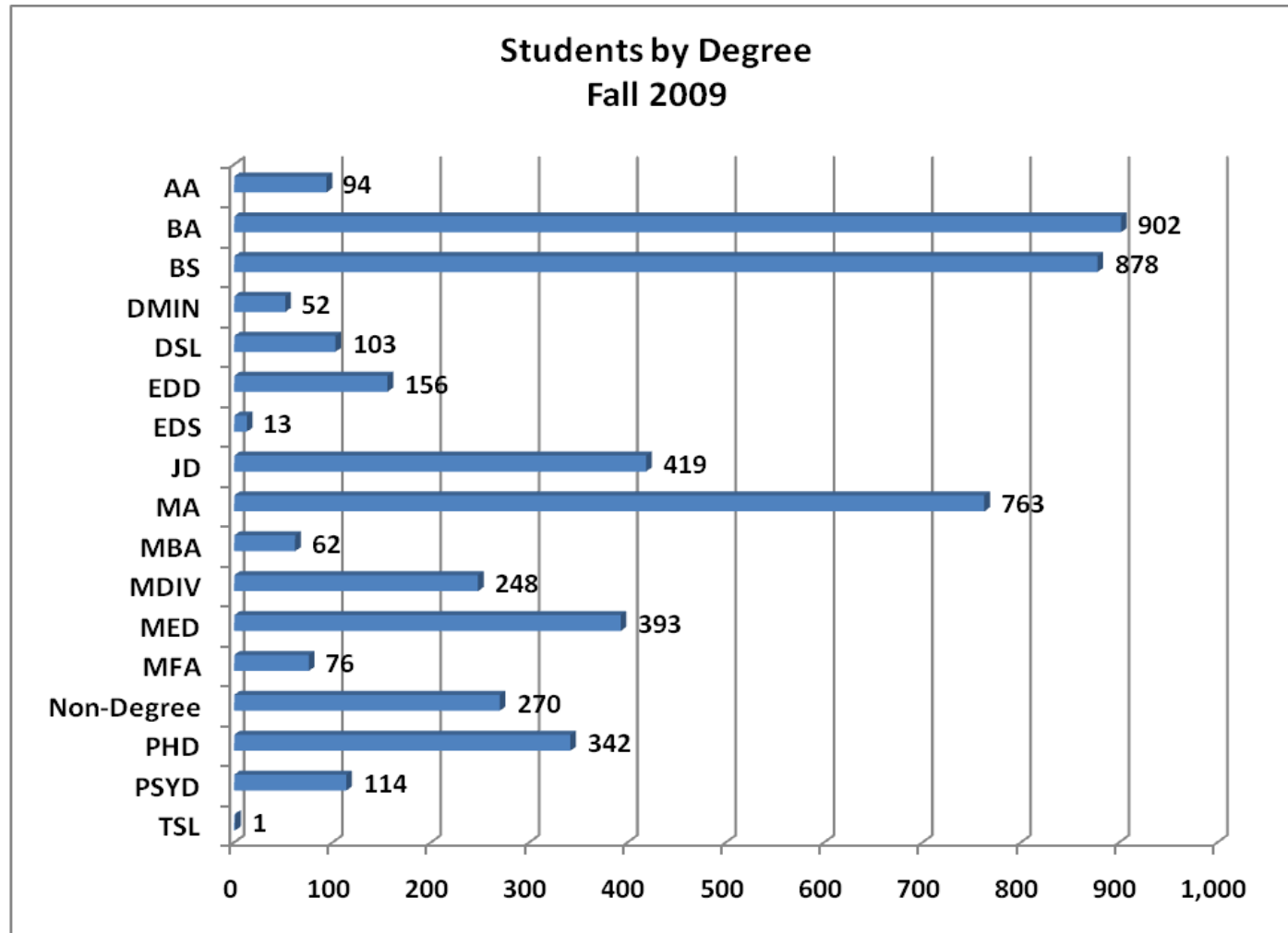




## Enrollment Distribution by School

School	Fall 2007	Fall 2008	Fall 2009
Communication & the Arts	268	299	280
Communication & the Arts Undergrad	34	40	78
Divinity	623	585	544
Education	847	800	763
Global Leadership & Entrepreneurship	532	459	421
Government	117	129	142
Law	461	415	420
Psychology & Counseling	410	368	398
Undergraduate Studies	1,202	1,468	1,840
<b>Total Students</b>	<b>4,494</b>	<b>4,563</b>	<b>4,886</b>

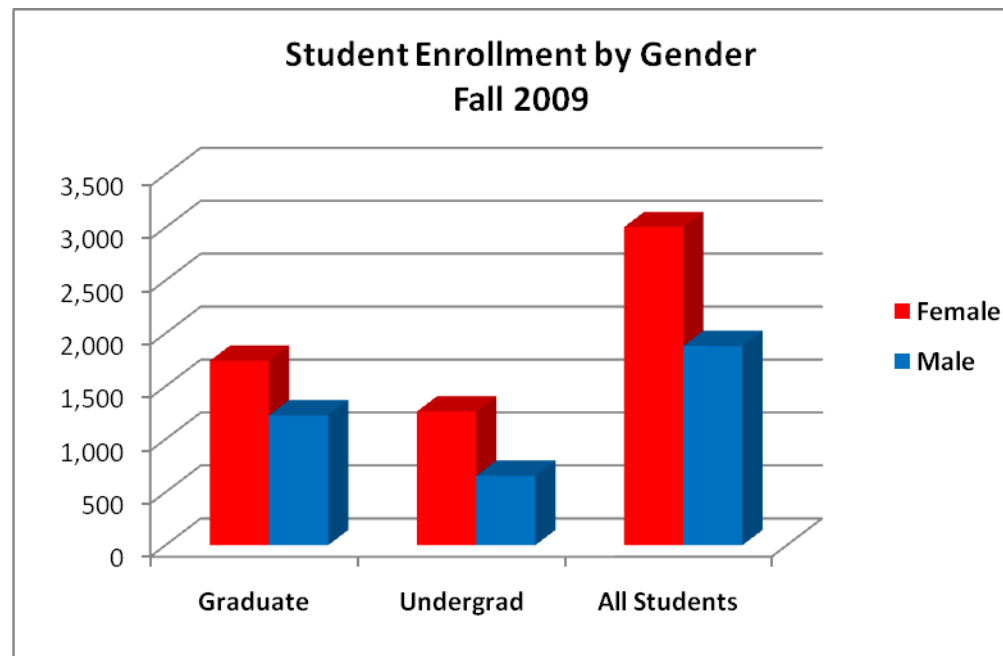






## Fall 2009 Student Enrollment by Gender

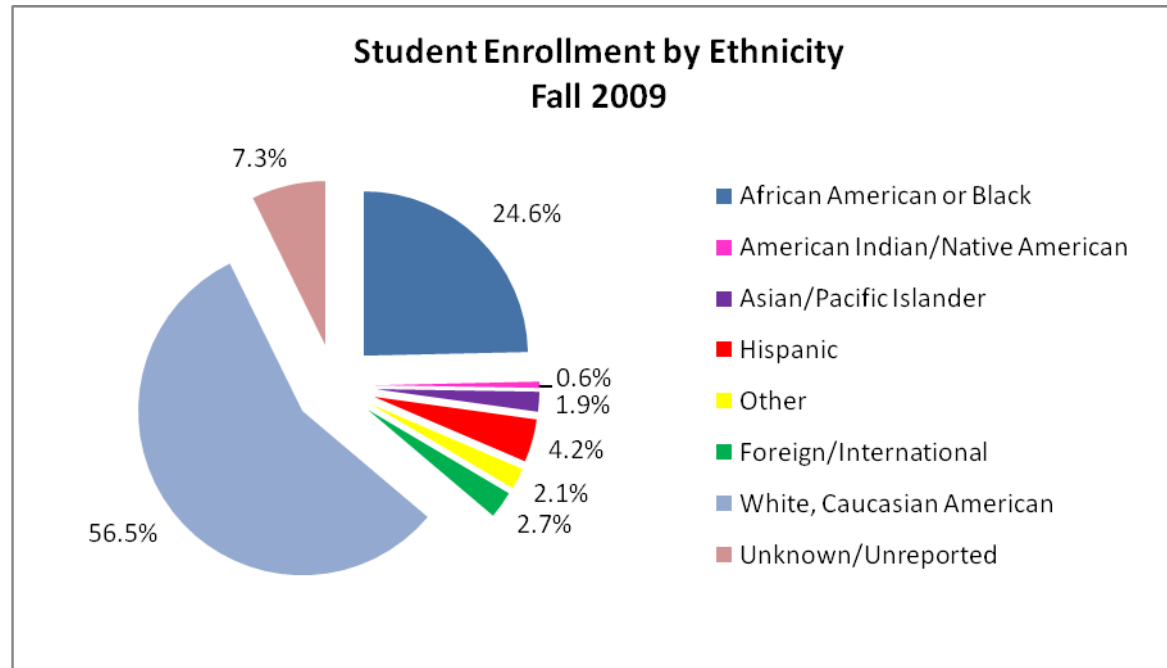
Gender	Graduate	Percentage	Undergrad	Percentage	All Students	Percentage
Female	1,741	58.7%	1,263	65.8%	3,004	61.5%
Male	1,227	41.3%	655	34.2%	1,882	38.5%
<b>Total Students</b>	<b>2,968</b>	<b>100.0%</b>	<b>1,918</b>	<b>100.0%</b>	<b>4,886</b>	<b>100.0%</b>





## Fall 2009 Student Enrollment by Race/Ethnicity

Race/Ethnicity	Graduate	Percentage	Undergraduate	Percentage	All Students	Percentage
African American or Black	709	23.9%	495	25.8%	1,204	24.6%
American Indian/Native American	14	0.5%	16	0.8%	30	0.6%
Asian/Pacific Islander	57	1.9%	38	2.0%	95	1.9%
Hispanic	92	3.1%	114	5.9%	206	4.2%
Other	50	1.7%	52	2.7%	102	2.1%
Foreign/International	119	4.0%	11	0.6%	130	2.7%
White, Caucasian American	1,697	57.2%	1,066	55.6%	2,763	56.5%
Unknown/Unreported	230	7.7%	126	6.6%	356	7.3%
<b>Total Students</b>	<b>2,968</b>	<b>100.0%</b>	<b>1,918</b>	<b>100.0%</b>	<b>4,886</b>	<b>100.0%</b>

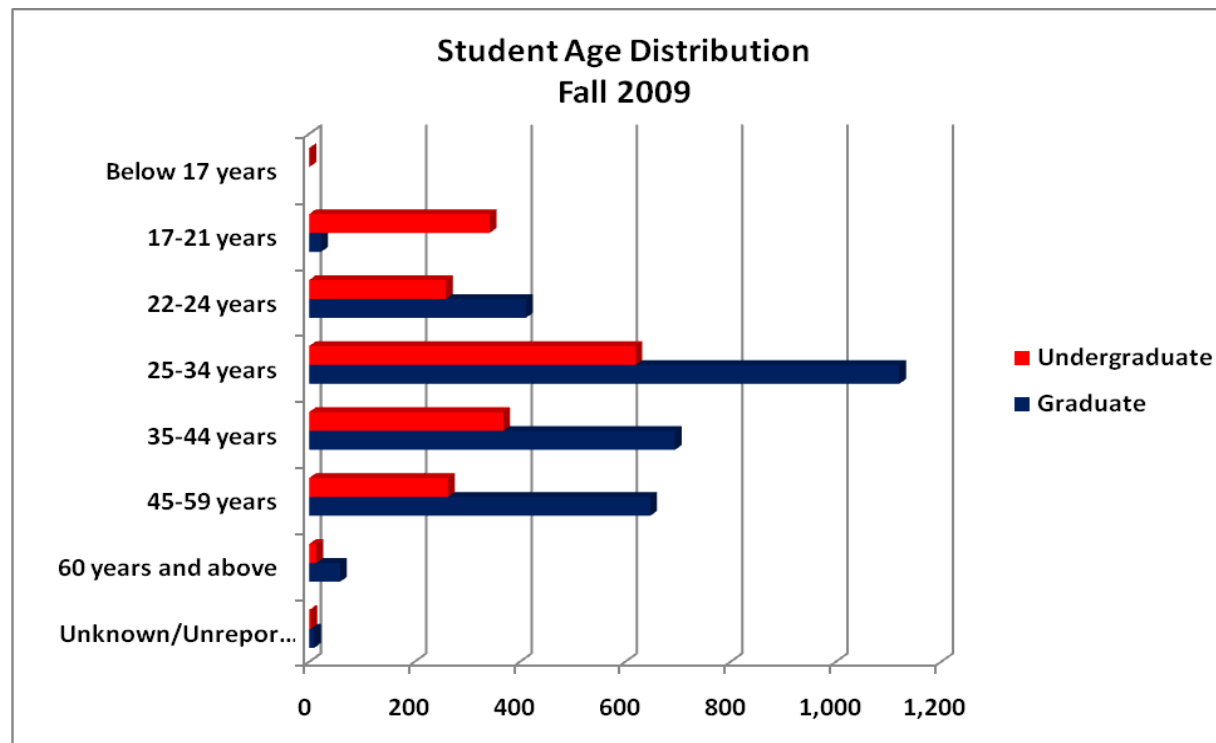






## Fall 2009 Student Age Distribution

Age Range	Graduate	Percentage	Undergraduate	Percentage	All Students	Percentage
Below 17 years		0.0%	6	0.3%	6	0.1%
17-21 years	23	0.8%	359	18.7%	382	7.8%
22-24 years	412	13.9%	266	13.9%	678	13.9%
25-34 years	1,121	37.8%	632	33.0%	1,753	35.9%
35-44 years	695	23.4%	372	19.4%	1,067	21.8%
45-59 years	648	21.8%	265	13.8%	913	18.7%
60 years and above	59	2.0%	14	0.7%	73	1.5%
Unknown/Unreported	10	0.3%	4	0.2%	14	0.3%
<b>Total Students</b>	<b>2,968</b>	<b>100.0%</b>	<b>1,918</b>	<b>100.0%</b>	<b>4,886</b>	<b>100.0%</b>
<b>Average Age</b>	<b>36</b>		<b>32</b>		<b>34</b>	





### Fall 2009 Student Age Distribution by School

Age Range	Communication	Divinity	Education	GLE	Government	Law	Psychology	Undergrad	Total
Below 17								0.3%	0.1%
17-21	7.3%		0.1%		0.7%	3.6%	0.8%	18.3%	7.8%
22-24	24.3%	5.1%	3.8%	2.1%	28.9%	40.2%	18.6%	13.1%	13.9%
25-34	42.7%	34.2%	33.2%	25.9%	49.3%	48.6%	42.2%	33.2%	35.9%
35-44	14.0%	25.2%	32.2%	35.6%	15.5%	4.5%	18.6%	20.1%	21.8%
45-59	10.9%	30.9%	27.1%	34.2%	5.6%	2.1%	19.6%	14.1%	18.7%
60 and above	0.3%	4.6%	2.6%	1.9%		1.0%	0.3%	0.8%	1.5%
Unknown/Unreported	0.6%		0.9%	0.2%				0.2%	0.3%
<b>Average Age</b>	<b>31</b>	<b>40</b>	<b>39</b>	<b>41</b>	<b>30</b>	<b>27</b>	<b>34</b>	<b>32</b>	<b>34</b>

### Fall 2009 Student Ethnicity by School

Race/Ethnicity	Communication	Divinity	Education	GLE	Government	Law	Psychology	Undergrad	Total
African American or Black	17.0%	39.3%	24.4%	23.0%	26.8%	6.9%	23.1%	26.5%	24.6%
American Indian/Native American	0.6%	0.4%	0.1%	0.7%	0.0%	1.4%	0.0%	0.9%	0.6%
Asian/Pacific Islander	2.0%	2.4%	1.3%	1.4%	1.4%	4.3%	1.0%	1.9%	1.9%
Hispanic	4.7%	2.8%	2.8%	4.0%	4.9%	2.4%	2.8%	5.9%	4.2%
Other	2.8%	1.8%	1.4%	1.9%	2.8%	1.0%	1.5%	2.7%	2.1%
Foreign/International	2.8%	3.5%	1.0%	14.0%	2.8%	1.2%	3.5%	0.6%	2.7%
White, Caucasian American	63.4%	49.8%	44.2%	53.2%	61.3%	80.7%	66.1%	55.2%	56.5%
Unknown/Unreported	6.7%		24.8%	1.7%		2.1%	2.0%	6.5%	7.3%

### Fall 2009 Student Gender by School

Gender	Communication	Divinity	Education	GLE	Government	Law	Psychology	Undergrad	Total
Female	51.4%	41.2%	79.2%	38.0%	64.1%	49.3%	77.4%	66.6%	61.5%
Male	48.6%	58.8%	20.8%	62.0%	35.9%	50.7%	22.6%	33.4%	38.5%



## Fall 2009 Student Enrollment by State

State	Students
Alabama	41
Alaska	11
Arizona	27
Arkansas	25
California	153
Colorado	42
Connecticut	23
Delaware	11
District of Columbia	30
Florida	172
Georgia	146
Hawaii	7
Idaho	9
Illinois	63
Indiana	58
Iowa	13
Kansas	23
Kentucky	31
Louisiana	32
Maine	5
Maryland	190
Massachusetts	24
Michigan	68
Minnesota	28
Mississippi	26
Missouri	62
Montana	9
Nebraska	13

State	Students
Nevada	6
New Hampshire	10
New Jersey	65
New Mexico	15
New York	111
North Carolina	237
North Dakota	2
Ohio	99
Oklahoma	34
Oregon	25
Pennsylvania	143
Rhode Island	5
South Carolina	65
South Dakota	5
Tennessee	87
Texas	194
Utah	9
Vermont	5
Virginia	2,160
Washington	46
West Virginia	25
Wisconsin	31
Wyoming	7
Armed Forces	14
International	136
Unknown/Unreported	8
<b>Total U.S. Students, 50 States</b>	<b>4,886</b>



## Fall 2009 Student Enrollment by Country

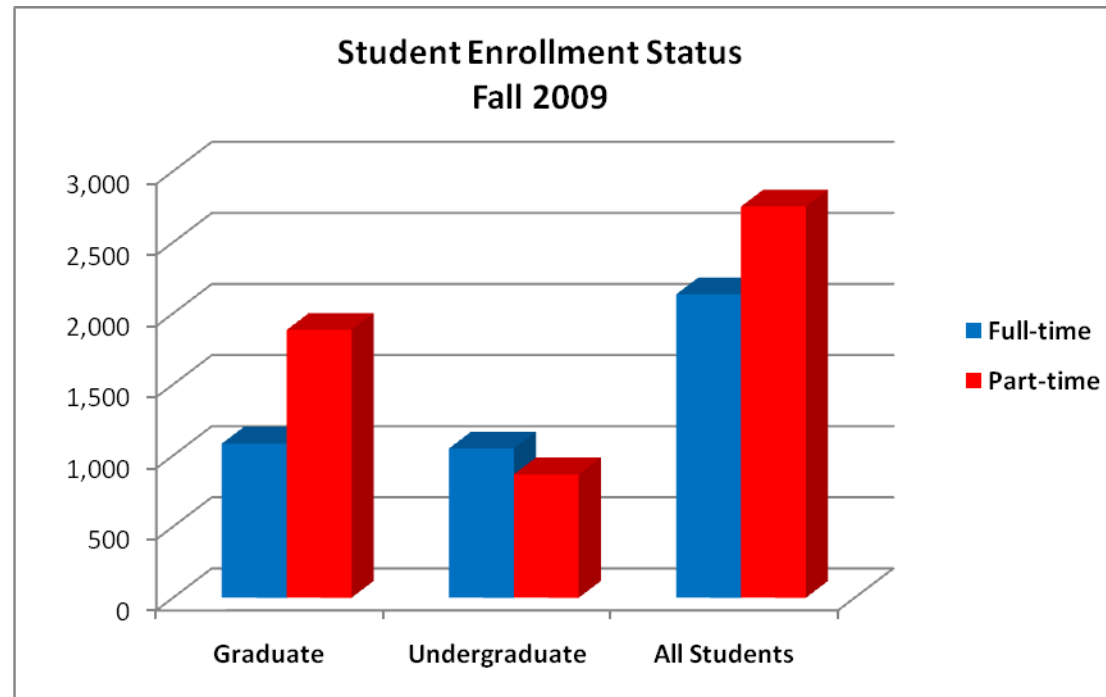
Country	Students
Albania	7
American Samoa	1
Australia	1
Belarus	1
Bermuda	4
Canada	18
China	3
Costa Rica	1
Ecuador	1
Egypt	1
Germany	4
Ghana	1
Guatemala	1
Haiti	1
Hong Kong	2
Hungary	1
India	5
Indonesia	2
Israel	2
Italy	1
Jamaica	1
Japan	1
Jordan	1
Kenya	3
Mali	1

Country	Students
Mexico	2
Namibia	1
Netherlands	1
New Zealand	1
Nigeria	4
Peru	2
Philippines	4
Puerto Rico	1
Russia	2
Singapore	3
Slovakia	2
South Africa	22
South Korea	6
Spain	1
Switzerland	1
Taiwan	2
Thailand	2
Turkey	2
Uganda	2
Ukraine	3
United Kingdom	4
Virgin Islands	2
Venezuela	1
<b>Total Students, 48 Countries</b>	<b>136</b>



## Fall 2009 Student Full-time and Part-time Status

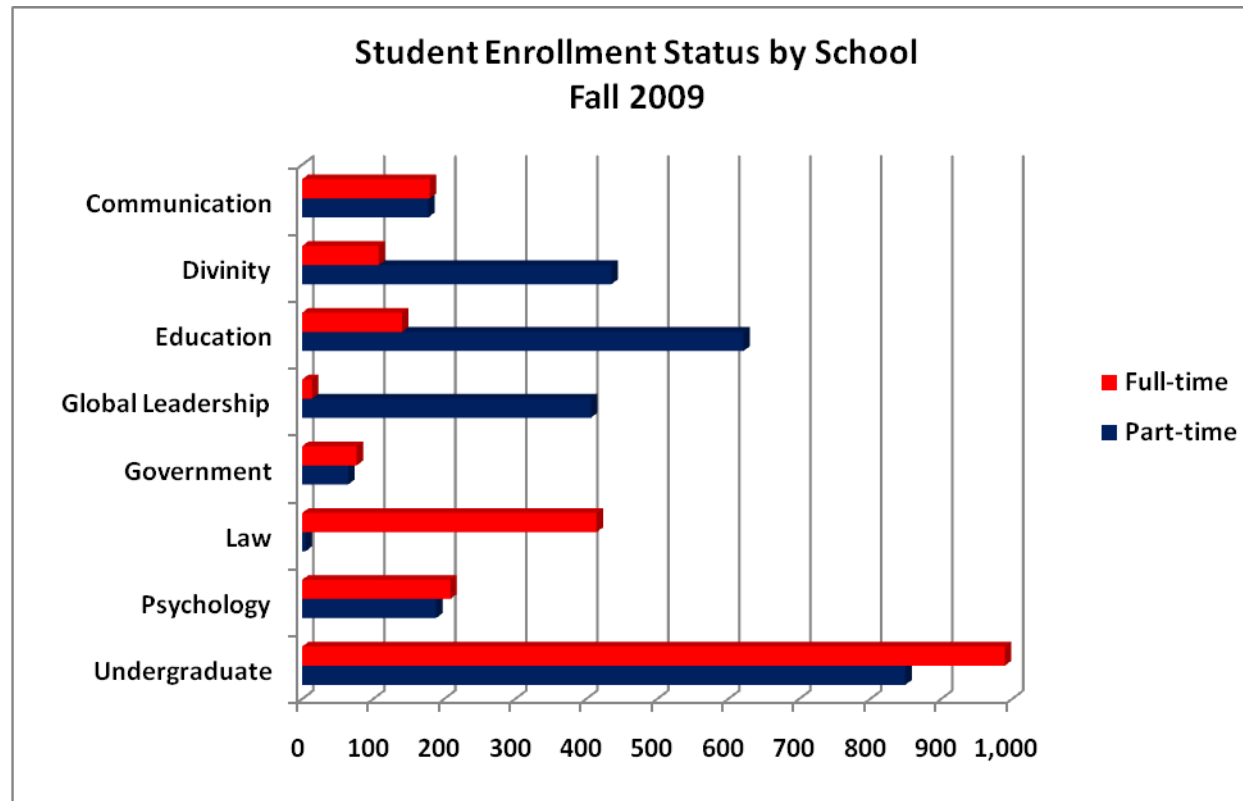
FT/PT Status	Graduate	Percentage	Undergraduate	Percentage	All Students	Percentage
Full-time	1,084	36.5%	1,050	54.7%	2,134	43.7%
Part-time	1,884	63.5%	868	45.3%	2,752	56.3%
<b>Total Students</b>	<b>2,968</b>	<b>100.0%</b>	<b>1,918</b>	<b>100.0%</b>	<b>4,886</b>	<b>100.0%</b>





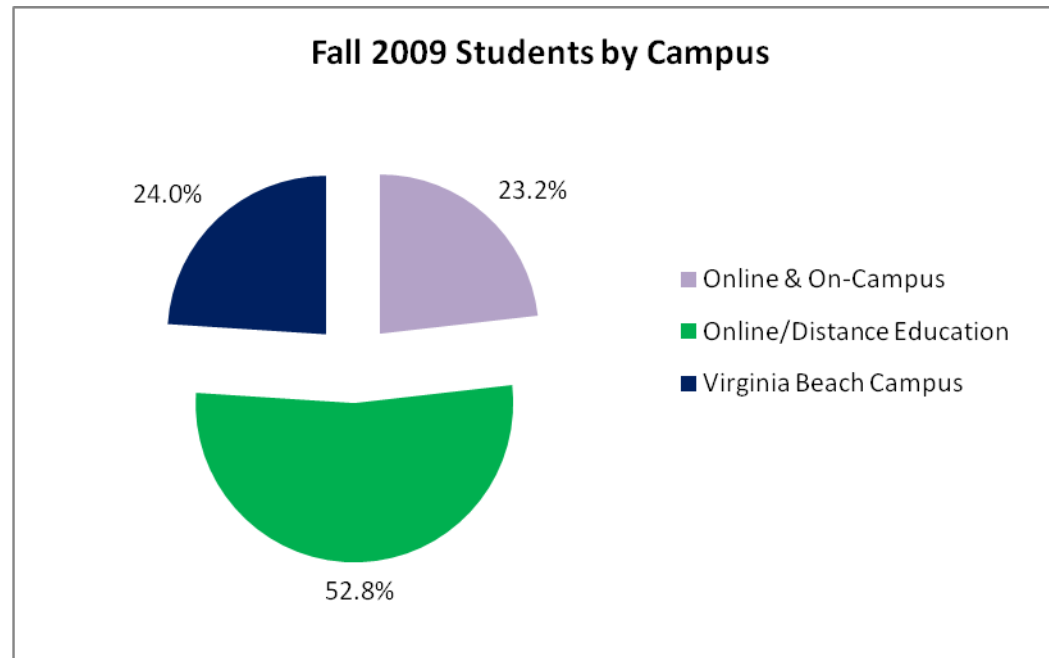
### Fall 2009 Student Full-time and Part-time Status by School

FT/PT Status	Communication	Divinity	Education	Global Leadership	Government	Law	Psychology	Undergraduate	Total
Full-time	180	108	141	14	77	415	209	990	2,134
Part-time	178	436	622	407	65	5	189	850	2,752
<b>Total Students</b>	<b>358</b>	<b>544</b>	<b>763</b>	<b>421</b>	<b>142</b>	<b>420</b>	<b>398</b>	<b>1,840</b>	<b>4,886</b>



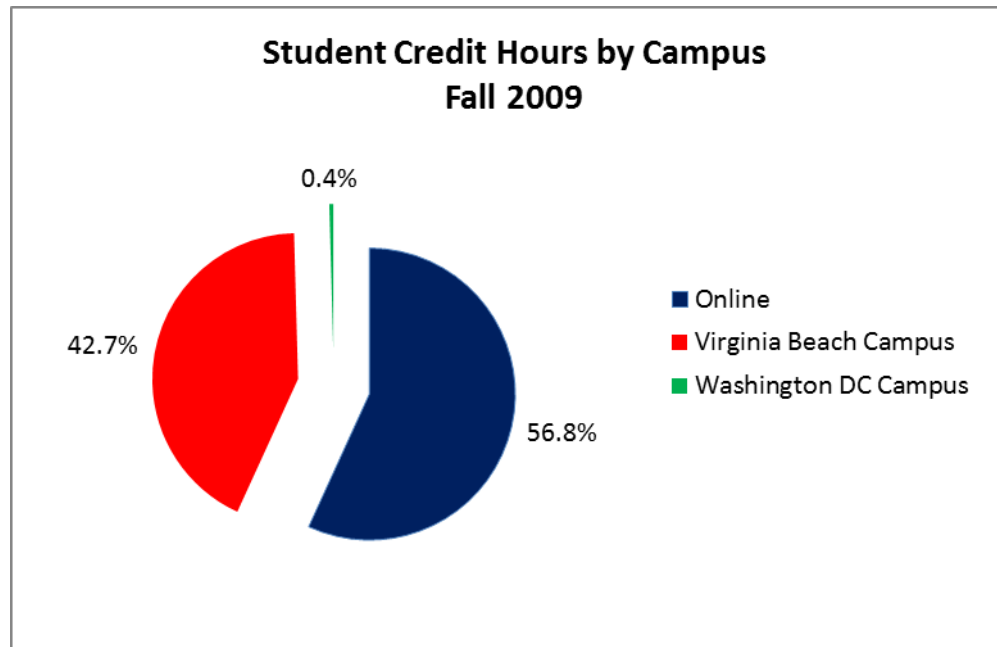
### Fall 2009 Students by School and Campus

Campus	Communication	Divinity	Education	Global Leadership	Government	Law	Psychology	Undergrad	Total	Percentage
Online & On-Campus	130	228	150	8	69	4	139	405	1,133	23.2%
Online/Distance Education	110	135	359	406	52		158	1,362	2,582	52.8%
Virginia Beach Campus	118	181	254	7	21	416	101	73	1,171	24.0%
<b>Total Students</b>	<b>358</b>	<b>544</b>	<b>763</b>	<b>421</b>	<b>142</b>	<b>420</b>	<b>398</b>	<b>1,840</b>	<b>4,886</b>	<b>100.0%</b>



### Fall 2009 Student Credit Hours by Campus

Campus	Graduate	Percentage	Undergraduate	Percentage	All Students	Percentage
Online	8,851	39.4%	13,961	79.1%	22,812	56.8%
Virginia Beach Campus	13,454	59.8%	3,692	20.9%	17,146	42.7%
Washington DC Campus	177	0.8%			177	0.4%
<b>Total Credit Hours</b>	<b>22,482</b>	<b>100.0%</b>	<b>17,653</b>	<b>100.0%</b>	<b>40,135</b>	<b>100.0%</b>

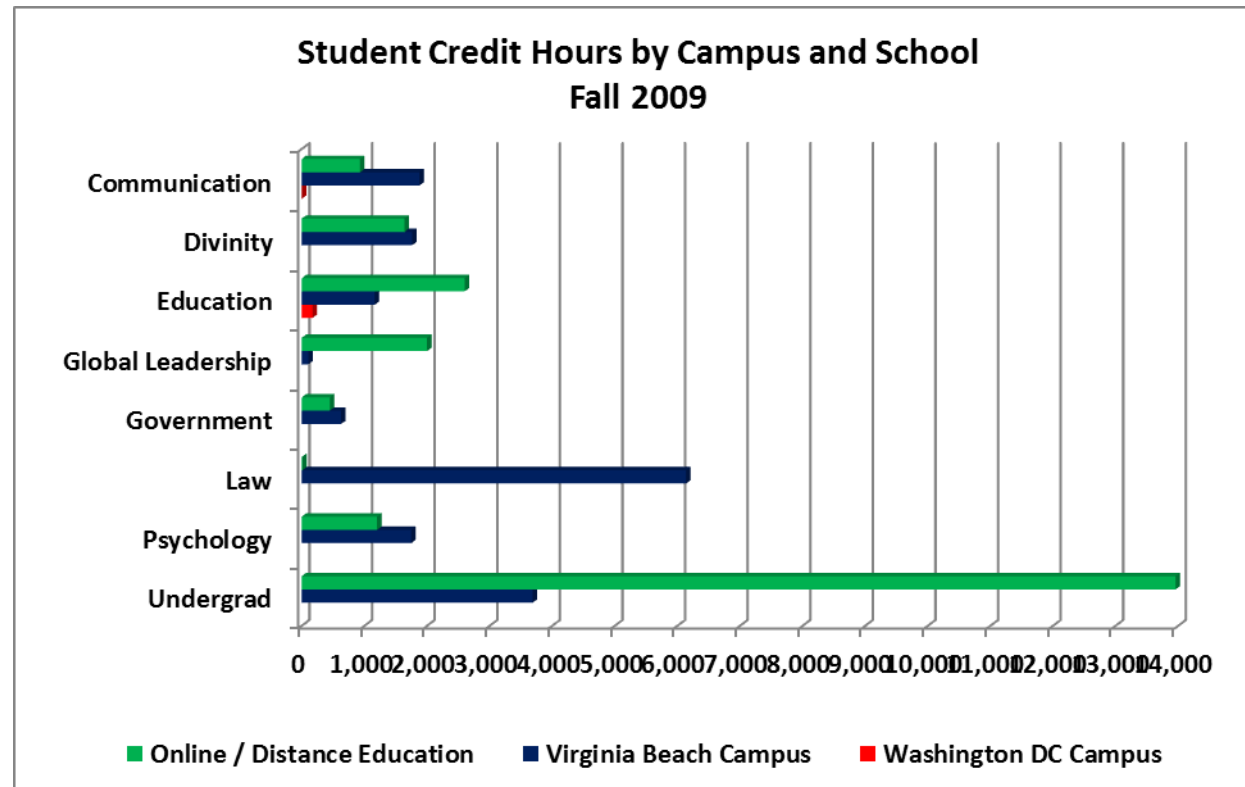






### Fall 2009 Student Credit Hours by Campus and School

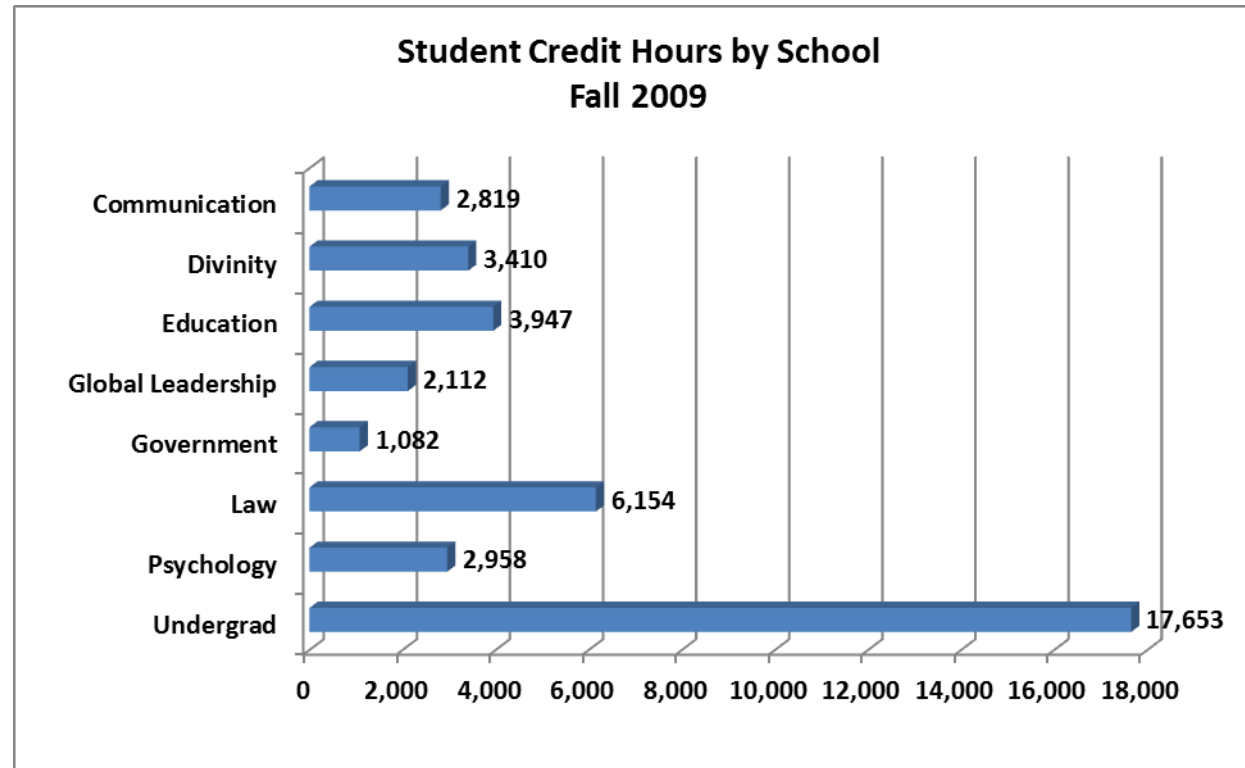
Campus	Communication	Divinity	Education	Global Leadership	Government	Law	Psychology	Undergrad	Total
Online	933	1,642	2,605	2,004	451	10	1,206	13,961	22,812
Virginia Beach Campus	1,883	1,768	1,168	108	631	6,144	1,752	3,692	17,146
Washington DC Campus	3		174						177
<b>Total Credit Hours</b>	<b>2,819</b>	<b>3,410</b>	<b>3,947</b>	<b>2,112</b>	<b>1,082</b>	<b>6,154</b>	<b>2,958</b>	<b>17,653</b>	<b>40,135</b>





## Fall 2009 Student Credit Hours by School

School	Student Credit Hours	Percentages
Communication	2,819	7.0%
Divinity	3,410	8.5%
Education	3,947	9.8%
Global Leadership	2,112	5.3%
Government	1,082	2.7%
Law	6,154	15.3%
Psychology	2,958	7.4%
Undergrad	17,653	44.0%
<b>Total Credit Hours</b>	<b>40,135</b>	<b>100.0%</b>

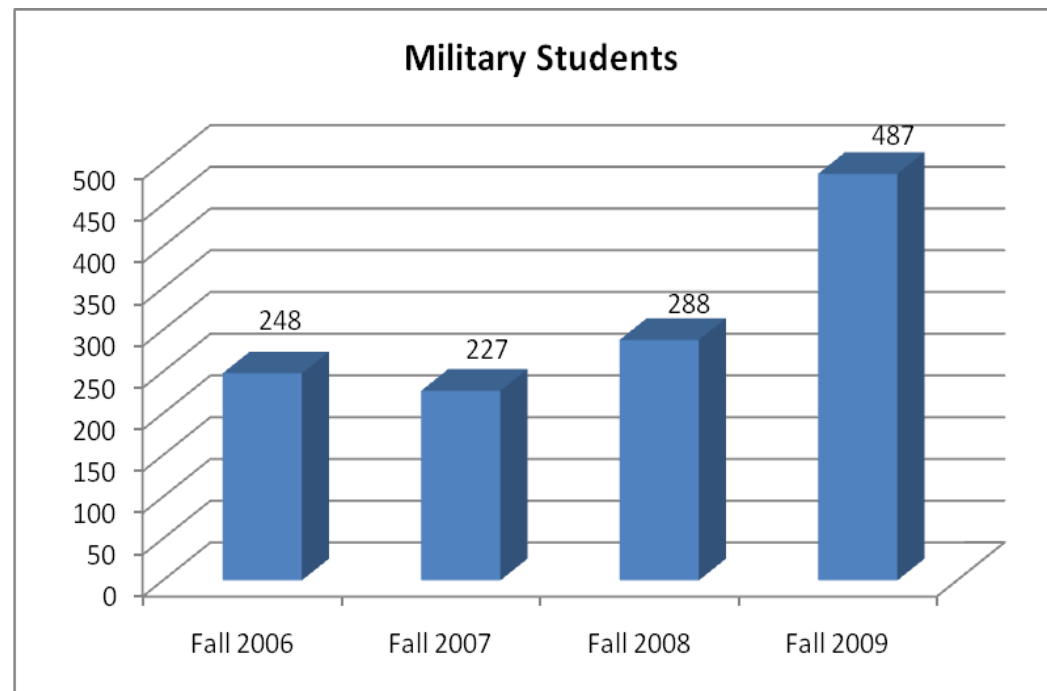




## Fall 2009 Military Student Enrollment

<b>Military</b>	<b>Fall 2009</b>	<b>Percentage</b>
Active Duty	304	62.4%
Veterans	183	37.6%
<b>Total Military</b>	<b>487</b>	<b>100.0%</b>

## Military Student Enrollment Growth





## Fall 2009 Average Tuition and Fees by School

School	Degree	Cost per Credit Hour
<b>School of Communication &amp; the Arts</b>	B.A.	\$660
	M.A.	\$885
	M.F.A.	\$885
	Ph.D.	\$950
<b>School of Divinity</b>	M.A.	\$515
	D.Min.	\$525
	Ph.D.	\$650
<b>School of Education</b>	M.Ed.	\$615
	Ed.S.	\$790
	Ed.D.	\$790
<b>School of Global Leadership &amp; Entrepreneurship</b>	M.A. in Business	\$800
	M.A. in Leadership	\$650
	M.B.A.	\$800
	E.M.B.A.	\$1,000
	D.S.L.	\$900
	Ph.D.	\$900
<b>School of Government</b>		\$735
<b>School of Law</b>		\$975
<b>School of Psychology &amp; Counseling</b>	M.A.	\$615
	Psy.D.	\$720
	Ph.D.	\$720
<b>School of Undergraduate Studies</b>		\$465

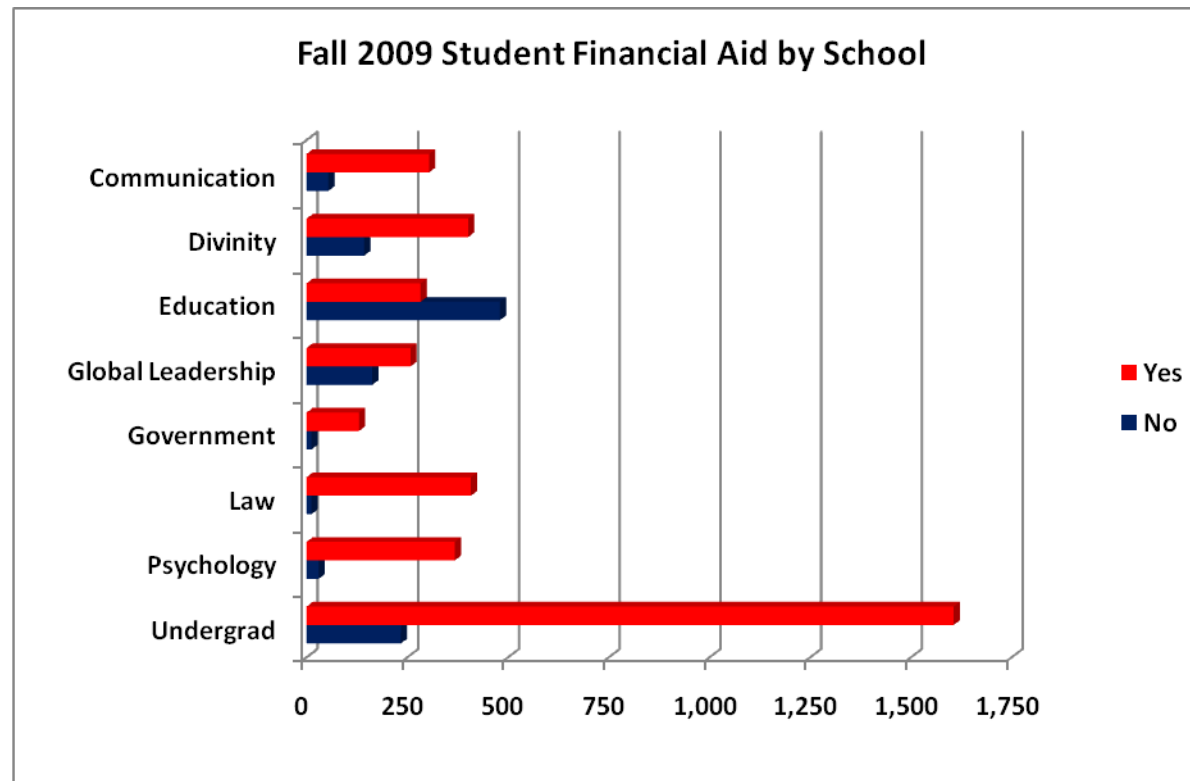
Graduate Student Fees	Cost per Semester
Academic Service Fee	\$6
Council of Graduate Students Fee (On-campus Fall and Spring)	\$20
Parking Fee (On-campus)	\$25
Technology Fee	\$100

Undergraduate Student Fees	Cost per Semester
Undergraduate Semester Fee	\$125
Parking Fee (On-campus)	\$25



## Fall 2009 Student Financial Aid by School

Financial Aid	Communication	Divinity	Education	Global Leadership	Government	Law	Psychology	Undergrad	Total	Percentage
Yes	304	401	283	258	130	408	368	1,606	3,758	76.9%
No	54	143	480	163	12	12	30	234	1,128	23.1%
<b>Total Students</b>	<b>358</b>	<b>544</b>	<b>763</b>	<b>421</b>	<b>142</b>	<b>420</b>	<b>398</b>	<b>1,840</b>	<b>4,886</b>	<b>100.0%</b>





## Fall 2009 Student-to-Faculty Ratios by School

Fall 2009	Communication	Divinity	Education	Global Leadership	Government	Law	Psychology	Undergrad	Total
<b>Student FTE</b>	297	362	441	241	120	622	330	1,273	3,686
<b>Full-time Faculty</b>	27	19	26	15	6	26	24	81	224
<b>Student-to-Faculty Ratio</b>	<b>11 to 1</b>	<b>19 to 1</b>	<b>17 to 1</b>	<b>16 to 1</b>	<b>20 to 1</b>	<b>24 to 1</b>	<b>14 to 1</b>	<b>16 to 1</b>	<b>16 to 1</b>

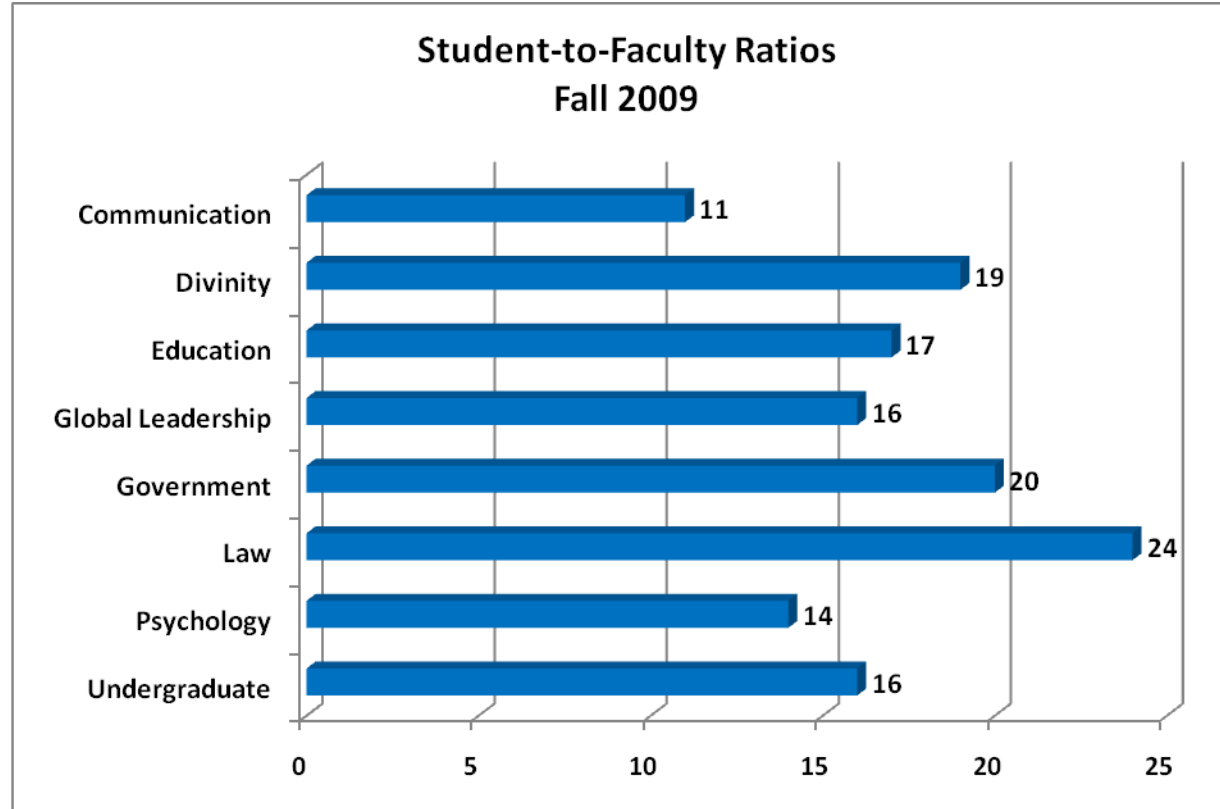
*FTE = 9 hours Graduate, 10 hours First Professional*

**Graduate Student-to-Faculty Ratio = Student FTE / Full-time Faculty**

**Undergraduate Student-to-Faculty Ratio = Students (Full-time + 1/3 Part-time) / Faculty (Full-time + 1/3 Part-time)**

**Fall 2009 Student-to-Faculty Ratio: 16 to 1**

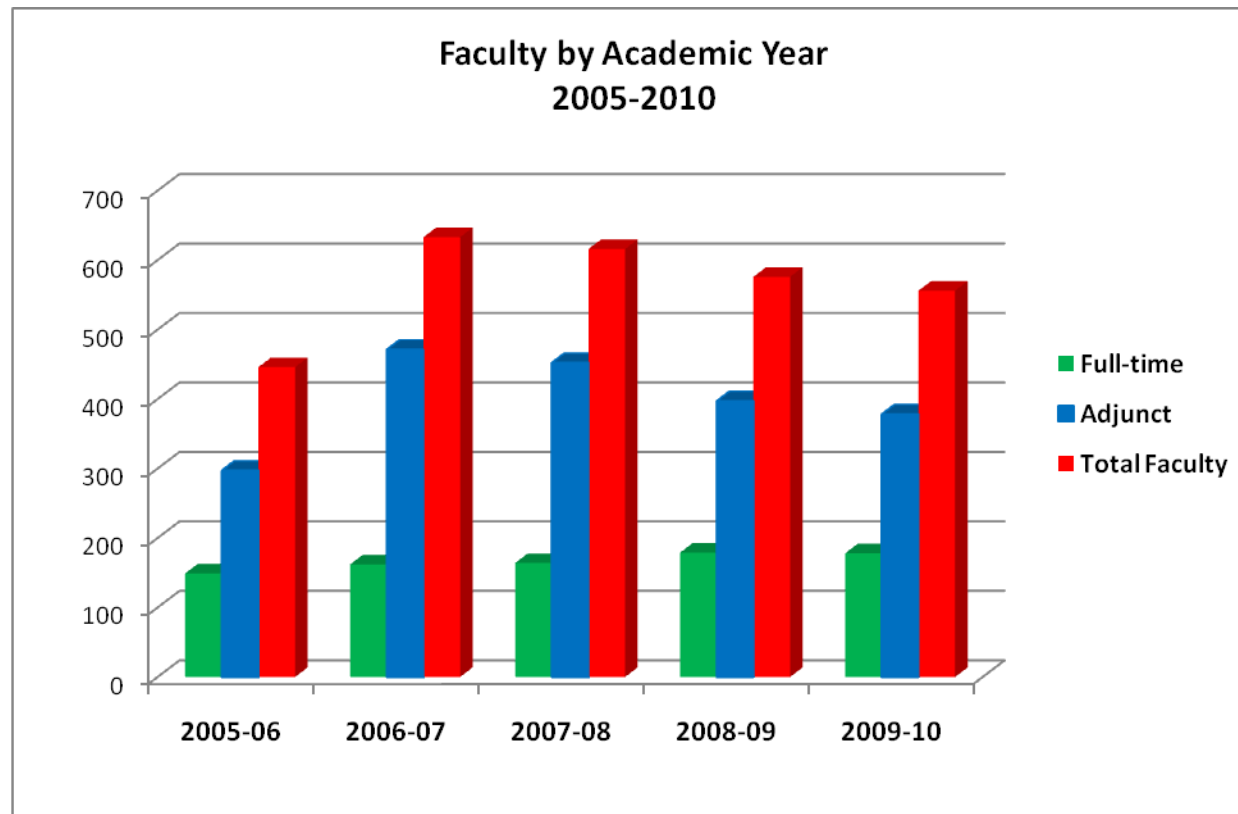
**Based on 1,273 Students and 81 Faculty**





## Faculty by Academic Year

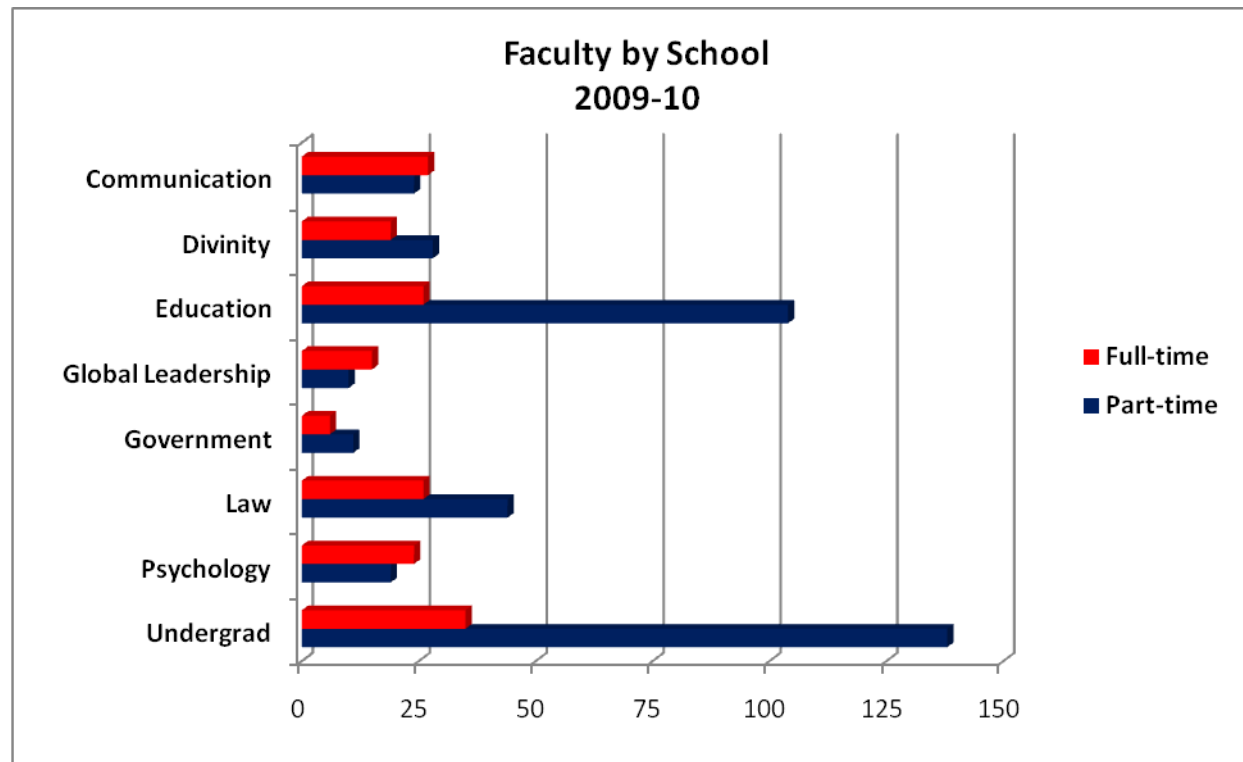
Faculty	2005-06	2006-07	2007-08	2008-09	2009-10
Full-time	149	162	164	179	178
Adjunct	297	471	452	397	378
<b>Total Faculty</b>	<b>446</b>	<b>633</b>	<b>616</b>	<b>576</b>	<b>556</b>





## 2009-10 Faculty by School

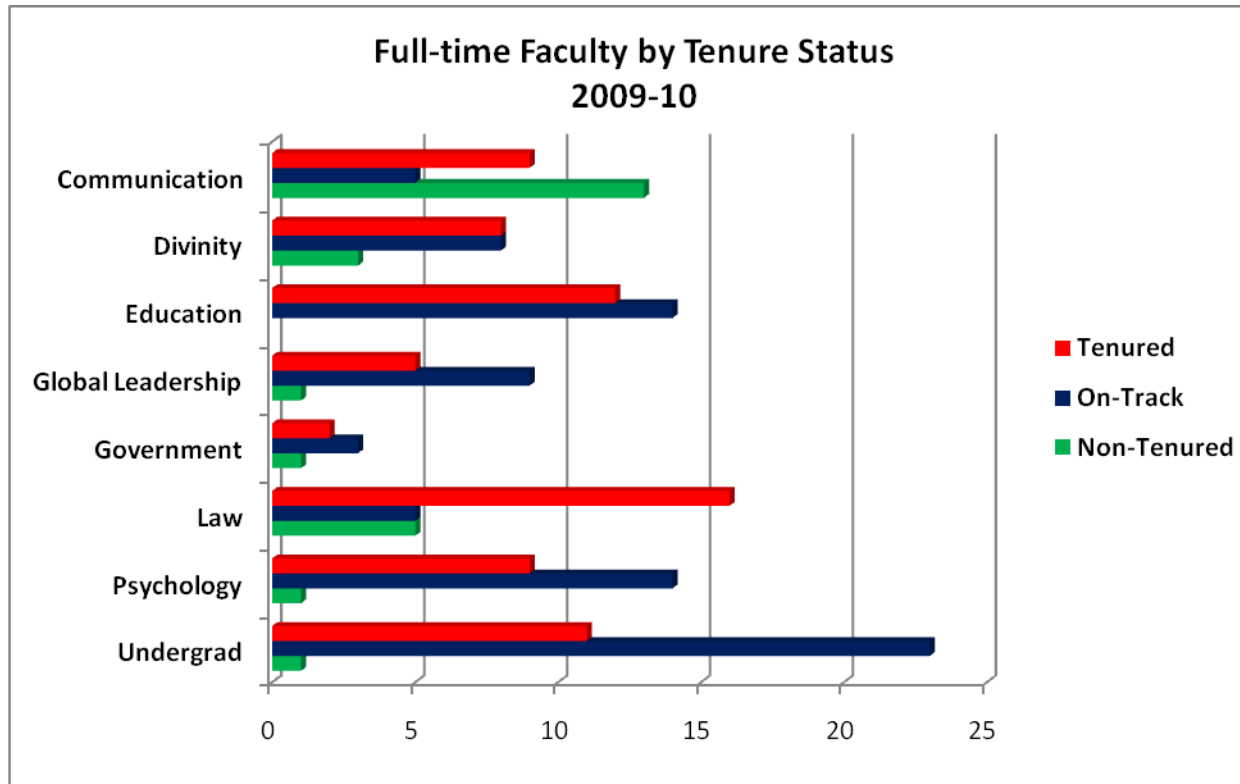
Faculty by School	Communication	Divinity	Education	Global Leadership	Government	Law	Psychology	Undergrad	Total
Full-time	27	19	26	15	6	26	24	35	178
Part-time	24	28	104	10	11	44	19	138	378
<b>Total Faculty</b>	<b>51</b>	<b>47</b>	<b>130</b>	<b>25</b>	<b>17</b>	<b>70</b>	<b>43</b>	<b>173</b>	<b>556</b>





### 2009-10 Full-time Faculty by Tenure Status

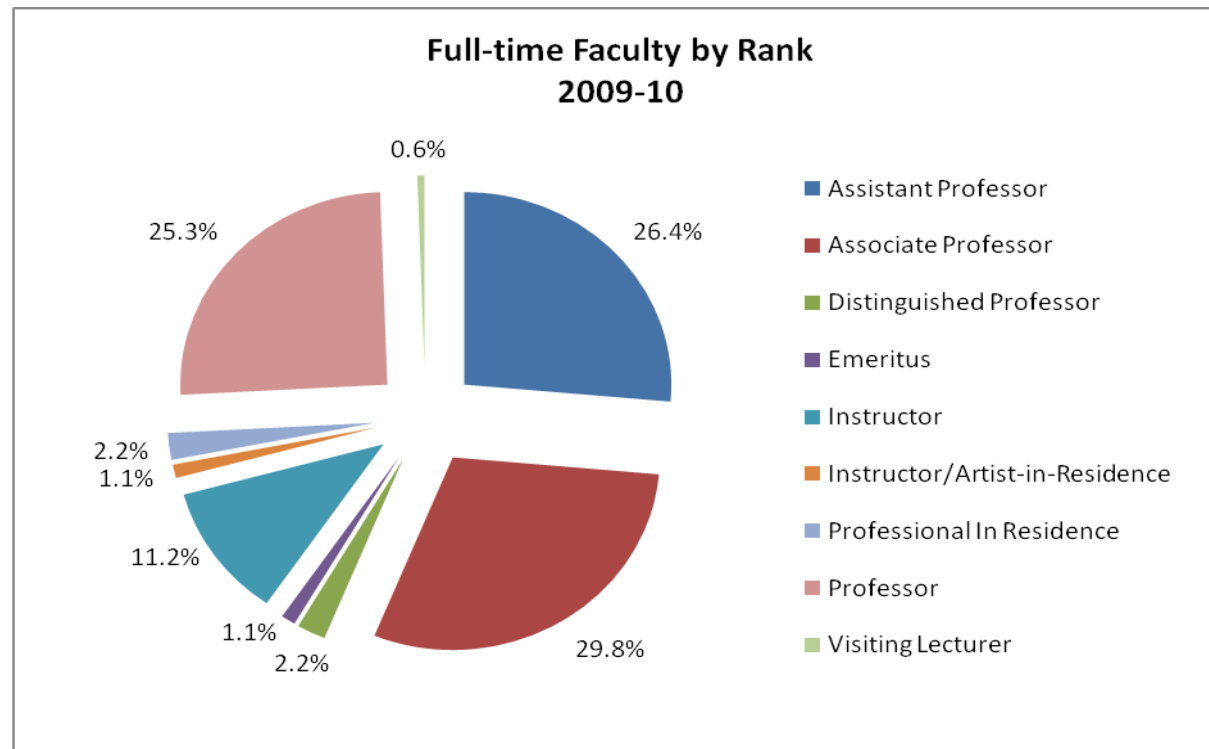
Tenure Status	Communication	Divinity	Education	Global Leadership	Government	Law	Psychology	Undergrad	Total
Tenured	9	8	12	5	2	16	9	1	62
On-Track	5	8	14	9	3	5	14	23	81
Non-Tenured	13	3		1	1	5	1	11	35
<b>Total Full-time Faculty</b>	<b>27</b>	<b>19</b>	<b>26</b>	<b>15</b>	<b>6</b>	<b>26</b>	<b>24</b>	<b>35</b>	<b>178</b>





## 2009-10 Full-time Faculty by Rank

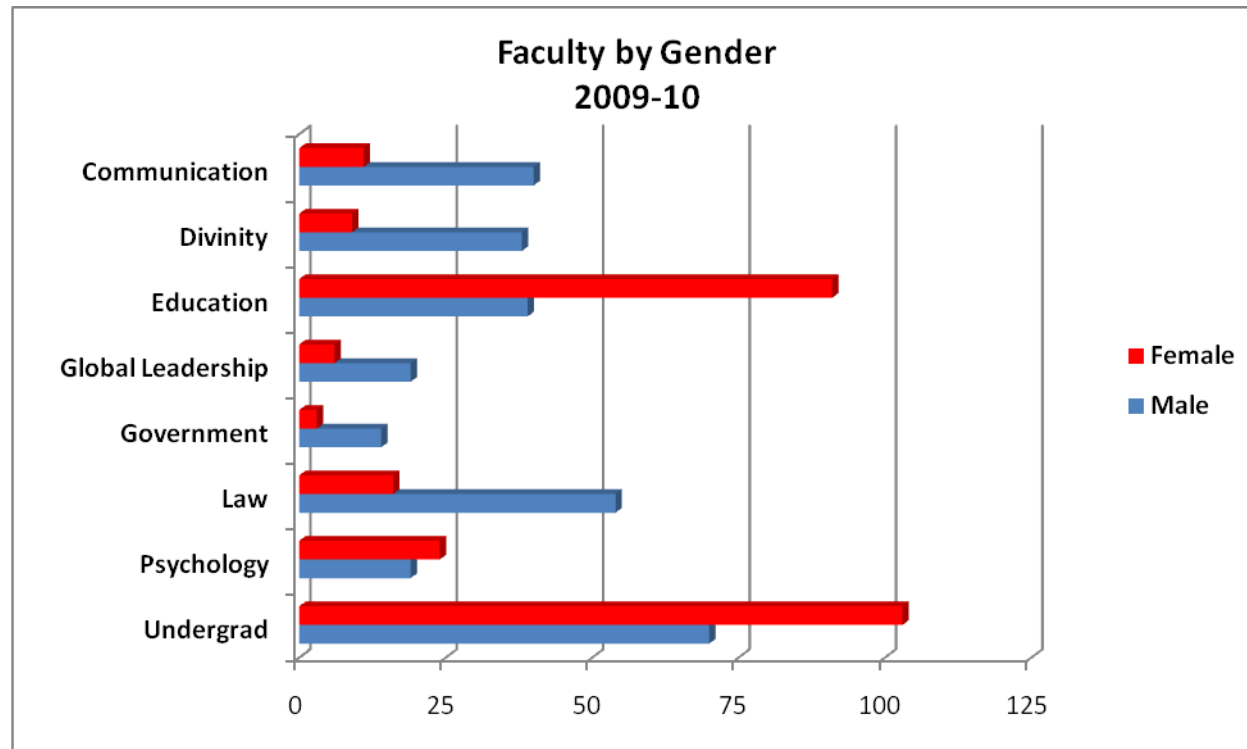
Faculty Rank	Communication	Divinity	Education	Global Leadership	Government	Law	Psychology	Undergrad	Total	%
Assistant Professor	2	3	11	5	2	2	9	13	47	26.4%
Associate Professor	7	6	6	4	3	10	7	10	53	29.8%
Distinguished Professor		2	1	1					4	2.2%
Emeritus	2								2	1.1%
Instructor	3	3				4		10	20	11.2%
Instructor/Artist-in-Residence	2								2	1.1%
Professional In Residence	4								4	2.2%
Professor	7	5	8	5		10	8	2	45	25.3%
Visiting Lecturer					1				1	0.6%
<b>Total Full-time Faculty</b>	<b>27</b>	<b>19</b>	<b>26</b>	<b>15</b>	<b>6</b>	<b>26</b>	<b>24</b>	<b>35</b>	<b>178</b>	<b>100.0%</b>





## 2009-10 Faculty by Gender

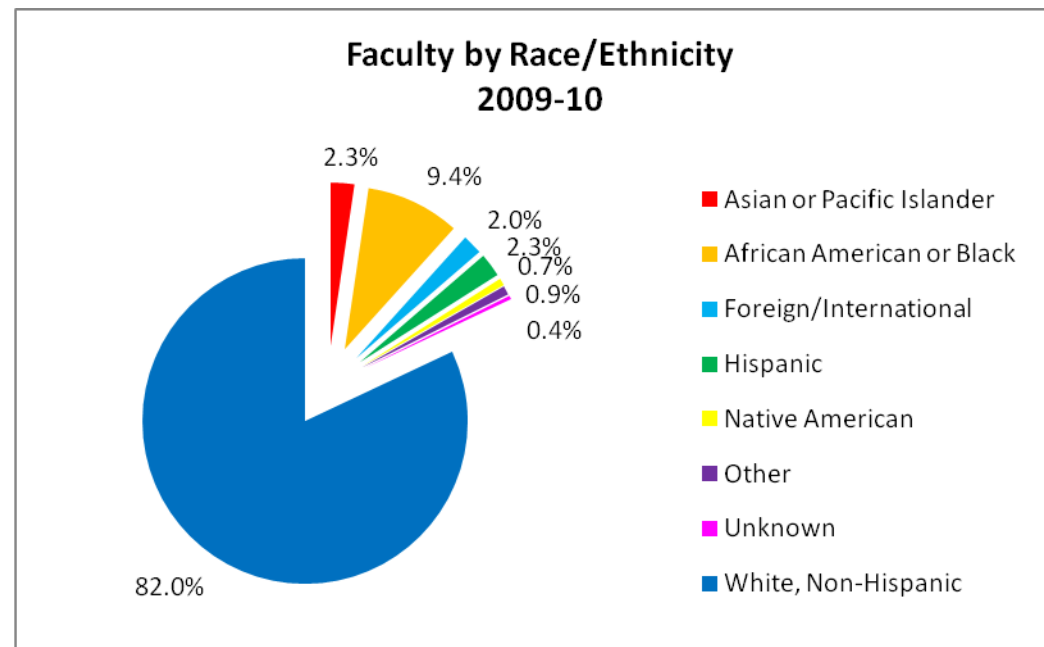
Gender	Communication	Divinity	Education	Global Leadership	Government	Law	Psychology	Undergrad	Total
Female	11	9	91	6	3	16	24	70	230
Male	40	38	39	19	14	54	19	103	326
<b>Total Faculty</b>	<b>51</b>	<b>47</b>	<b>130</b>	<b>25</b>	<b>17</b>	<b>70</b>	<b>43</b>	<b>173</b>	<b>556</b>





## 2009-10 Faculty by Race/Ethnicity

Race/Ethnicity	Communication	Divinity	Education	Global Leadership	Government	Law	Psychology	Undergrad	Total	%
Asian or Pacific Islander	1	2	2		1	1	2	4	13	2.3%
African American or Black	2	3	19	1		5	4	18	52	9.4%
Foreign/International	1	3		4			1	2	11	2.0%
Hispanic	1	1	3			1	1	6	13	2.3%
Native American						1		3	4	0.7%
Other	1	1	1			1		1	5	0.9%
Unknown			2						2	0.4%
White, Non-Hispanic	45	37	103	20	16	61	35	139	456	82.0%
<b>Total Faculty</b>	<b>51</b>	<b>47</b>	<b>130</b>	<b>25</b>	<b>17</b>	<b>70</b>	<b>43</b>	<b>173</b>	<b>556</b>	<b>100.0%</b>





## Regent University Facilities

Regent University's Virginia Beach Campus sits on 70 acres of immaculately maintained grounds that complement the Georgian architecture of its buildings which are historic in design yet incorporate the latest educational technology.

- **The University Library**, with access to over 750,000 microforms and 10,000 audiovisual items offers numerous online



subscription services and resources, providing a nearly limitless research environment. The building also houses Regent Law Library, School of Undergraduate Studies administrative offices, student computer labs, the university's copy services center and mail services.

- **Robertson Hall** is equipped with the latest technology in audio/video equipment and cameras for simultaneous broadcasting. The 132,000-



square-foot building also boasts a 380-seat moot court/city council chamber and several classrooms. The building houses

the schools of **Divinity, Government, Law** and **Undergraduate Studies**.

- **The Communication & Performing Arts Center**, home for the **School of Communication & the Arts**, is a 135,000-square-foot building that features a 700+ seat theatre. The center also houses a 200-seat experimental theatre, cinema-television production studio, film sound stage, screening theaters, technical studios, classrooms and teaching labs. A back lot area offers space for sets for indoor and outdoor filming.



- **The Student Center** is a 31,000-square-foot facility housing the University Bookstore, student organization offices, The Ordinary dining facility, a computer lab, a student lounge and meeting rooms.





- **The Founders Inn and Spa**, located adjacent to the university campus, hosts a number of university events.

The university also includes the **Administration Building**, utilized for the **School of Education** and administrative offices; and the **Classroom Building**, utilized for the schools **Global Leadership & Entrepreneurship** and **Psychology & Counseling**.



## Student Housing

- **Regent Village**—Open to graduate students with families, Regent Village consists of more than 200 two- and three-bedroom apartments located less than one mile from campus.



- **Regent Commons**—Open to undergraduate and graduate students without children, Regent Commons is now open. This facility provides a wide range of apartment styles and square footage.





## Student Organizations

- Agape on Campus
- Association of Latino American Students
- Alpha Phi Omega (Service Fraternity)
- Alternative Dispute Resolution and Client Counseling Board
- Alexander Hamilton-Thomas Jefferson Society
- American Bar Association, Law Student Division
- Black Law Students Association
- Burn Regent
- Business Transactions Law Society
- Christian Educators Association International
- Christian Legal Society
- College Republicans and Regent University
- Concerned Women for America
- Council of Graduate Students
- English Club
- Federalist Society
- Intellectual Property and Entertainment Law Society
- International Justice Mission, Regent Chapter
- International Law Society
- International Student Organization
- Jabez Praise Dance Group
- Law Wives Association
- Legal Advocates for Decency in Everyday Society
- Moot Court Board
- Newman Club
- Phi Alpha Delta International
- Phi Alpha Delta International, Pre-Law Chapter
- Public Interest Legal Advocates of Regent University
- Psychology Club
- Regent Democrats
- Regent Journal of International Law
- Regent Journal of Law and Public Policy
- Regent Students for Life
- Regent Undergraduate Council
- Regent University Law Review
- Religion Club
- Regent Tolkien Society
- Republican National Lawyers Association
- Student Alumni Ambassadors
- Student Bar Association

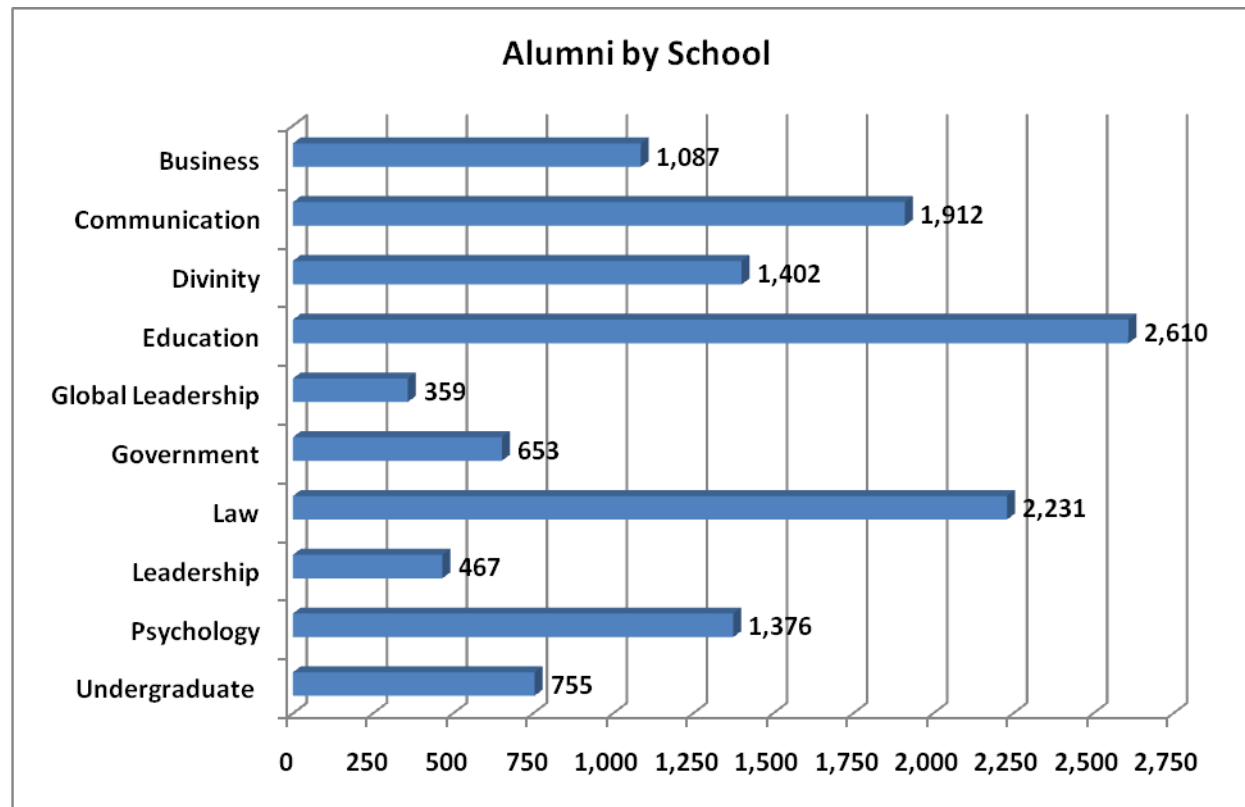


- Students in Free Enterprise
- Trial Advocacy Board
- Virginia Bar Association Law School Council

## **Honor Societies**

- Alpha Omega Lambda Chapter of CHI SIGMA IOTA  
(Counseling Academic and Professional Honor Society  
International, Inc.)
- Chi Alpha Chapter of Lambda Pi Eta (Communication Honor  
Society)
- Chapter of Pi Sigma Alpha (The National Political Science  
Honor Society)
- Omicron Delta Kappa (Leadership Honor Society)





**Total Alumni = 12,852**



## Regent Alumni by State

State	Alumni
Alabama	108
Alaska	23
Arizona	93
Arkansas	40
California	476
Colorado	167
Connecticut	53
Delaware	25
District of Columbia	67
Florida	530
Georgia	383
Hawaii	29
Idaho	20
Illinois	167
Indiana	153
Iowa	25
Kansas	52
Kentucky	107
Louisiana	67

State	Alumni
Maine	19
Maryland	417
Massachusetts	55
Michigan	184
Minnesota	77
Mississippi	40
Missouri	133
Montana	11
Nebraska	22
Nevada	21
New Hampshire	32
New Jersey	138
New Mexico	36
New York	307
North Carolina	686
North Dakota	2
Ohio	270
Oklahoma	78
Oregon	57

State	Alumni
Pennsylvania	354
Rhode Island	12
South Carolina	176
South Dakota	10
Tennessee	249
Texas	455
Utah	9
Vermont	5
Virginia	5,068
Washington	129
West Virginia	62
Wisconsin	60
Wyoming	7
Armed Forces	35
International	474
Unknown	577
<b>Total Alumni</b>	<b>12,852</b>

**Regent Alumni reside in all 50 states and 76 Countries**



## Alumni by Country

Country	Alumni
Afars/Issas	1
Albania	1
Andorra	1
Anguilla	1
Antigua & Barbuda	1
Argentina	1
Armenia	1
Australia	6
Austria	1
Bahamas	2
Belize	1
Bermuda	4
Brazil	11
Bulgaria	1
Canada	52
China	1
Colombia	1
Croatia	1
Cyprus	3
Ecuador	2
Egypt	1
El Salvador	2
Estonia	1
Finland	1
France	4
Germany	18

Country	Alumni
Ghana	3
Guam	1
Guatemala	4
Haiti	1
Hong Kong	6
Hungary	6
India	6
Indonesia	3
Israel	2
Italy	3
Japan	8
Kenya	3
Lebanon	1
Liberia	1
Lithuania	1
Malaysia	3
Mauritius	4
Mexico	7
Myanmar	1
Namibia	1
New Zealand	1
Nigeria	5
Norway	9
Panama	1
Paraguay	1
Peru	1

Country	Alumni
Philippines	3
Poland	6
Portugal	1
Puerto Rico	1
Romania	5
Russia	2
Scotland	2
Singapore	11
South Africa	22
South Korea	176
Spain	4
Sweden	2
Switzerland	5
Taiwan	2
Thailand	6
Trinidad & Tobago	1
Turkey	1
Ukraine	2
United Kingdom	8
Venezuela	1
Viet Nam	1
Virgin Islands	7
Zambia	1
Zimbabwe	1
<b>Total International Alumni</b>	<b>474</b>



## Alumni Employers

ACNielsen	Family Research Council	State Attorney's Office
Alabama Supreme Court	FedEx	SunTrust
Alliance Defense Fund	Fidelity Investments	The Inspirational Network (INSP)
Alltel	Focus on the Family	The Virginian Pilot
American Airlines	Ford Motor Company	Time Warner
American Center for Law & Justice (ACLJ)	General Electric	U.S. Air Force
American Family Association	General Motors	U.S. Army
American Red Cross	Henrico County Circuit Court	U.S. Coast Guard
AT&T	IBM	U.S. Department of Defense
Bank of America	InTouch Ministries	U.S. Department of Health & Human Services
Bank of Hampton Roads	Lexis-Nexis	U.S. Department of Homeland Security
Billy Graham Evangelistic Association	Lockheed Martin	U.S. Department of Justice
Boeing	MetLife	U.S. Department of Social Services
Booz Allen Hamilton	NBC	U.S. Department of Veteran Affairs
Chesapeake Circuit Courts	New York Life insurance Company	U.S. Navy
Chesapeake Public Schools	Newport News Public Schools	United Airlines
Christian Broadcasting Network (CBN)	Northrop Grumman	UPS
Christianity.com	Northwest Airlines	Verizon
City of Virginia Beach	Office of Presidential Correspondence	Virginia Beach Public Schools
CNN	Office of the Attorney General	Wachovia
Compass Technology Management, Inc.	Operation Blessing International	Walt Disney
Conoco Oil & Gas, Inc.	Proctor & Gamble	World Vision
Cox Communications	Samaritan's Purse	Youth for Christ
Delta Airlines	SAS Institute, Inc.	Youth with a Mission
Edward Jones	Shell Oil Company	