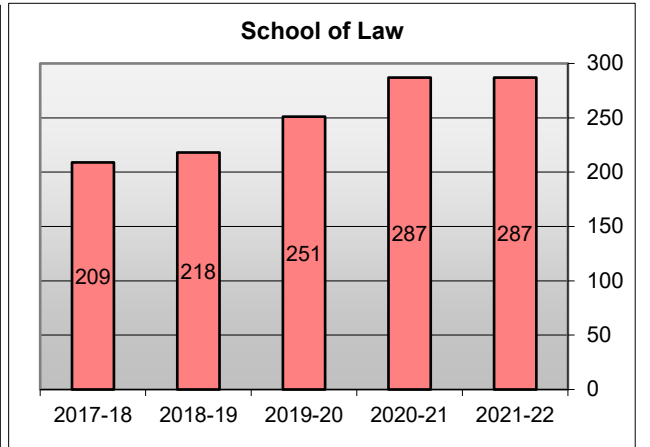
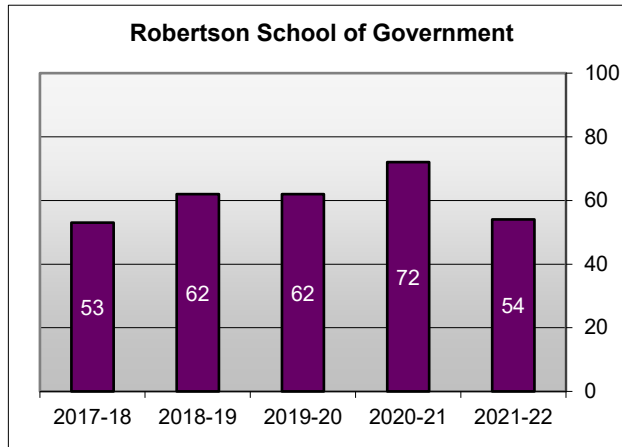
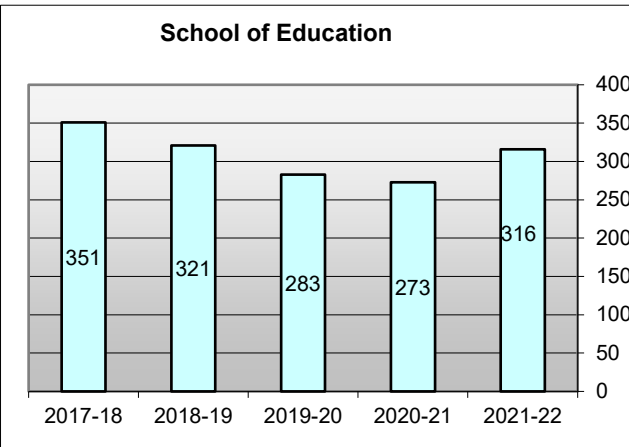
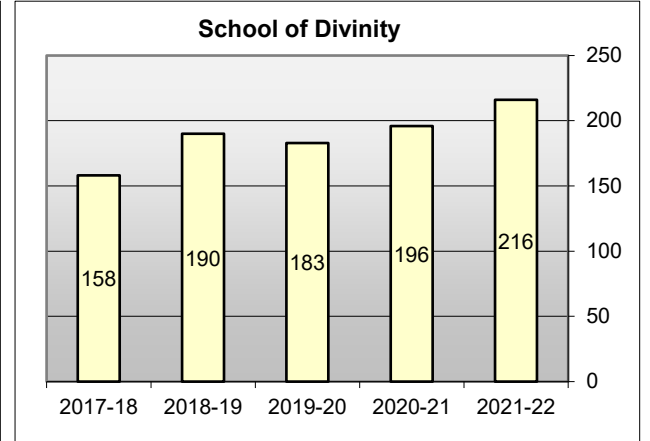
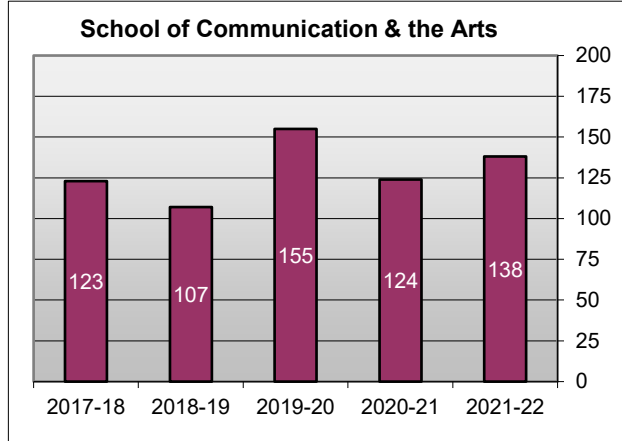
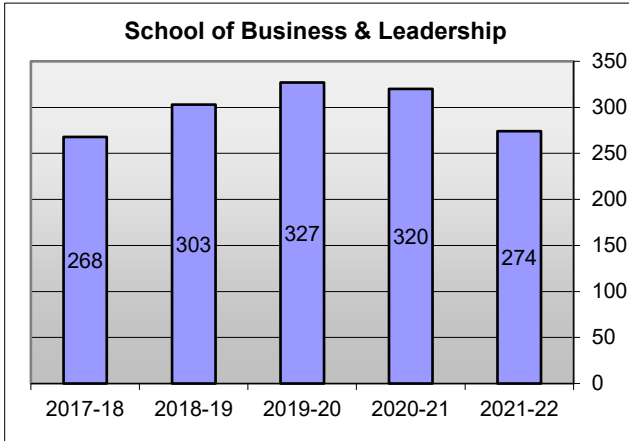


Regent University - Degrees Awarded by School / College

| Year | 2021-22 | | 2020-21 | | 2019-20 | | 2018-19 | | 2017-18 | |
|------------------------------------|---------|------------|---------|------------|---------|------------|---------|------------|---------|------------|
| School | q-ty | percentage | q-ty | percentage | q-ty | percentage | q-ty | percentage | q-ty | percentage |
| School of Business & Leadership | 274 | 11.73% | 320 | 14.09% | 327 | 14.77% | 303 | 14.00% | 268 | 13.77% |
| School of Communication & the Arts | 138 | 5.91% | 124 | 5.46% | 155 | 7.00% | 107 | 4.94% | 123 | 6.32% |
| School of Divinity | 216 | 9.25% | 196 | 8.63% | 183 | 8.27% | 190 | 8.78% | 158 | 8.12% |
| School of Education | 316 | 13.53% | 273 | 12.02% | 283 | 12.78% | 321 | 14.83% | 351 | 18.04% |
| Robertson School of Government | 54 | 2.31% | 72 | 3.17% | 62 | 2.80% | 62 | 2.86% | 53 | 2.72% |
| School of Law | 287 | 12.29% | 287 | 12.64% | 251 | 11.34% | 218 | 10.07% | 209 | 10.74% |
| School of Nursing | 25 | 1.07% | 11 | 0.48% | 2 | 0.09% | | | | |
| School of Psychology & Counseling | 305 | 13.06% | 254 | 11.18% | 217 | 9.80% | 220 | 10.16% | 187 | 9.61% |
| College of Arts & Sciences | 714 | 30.58% | 729 | 32.10% | 731 | 33.02% | 744 | 34.36% | 597 | 30.68% |
| College of Healthcare Sciences | 6 | 0.26% | 5 | 0.22% | 3 | 0.14% | | | | |
| Total Graduates | 2,335 | 100.00% | 2,271 | 100.00% | 2,214 | 100.00% | 2,165 | 100.00% | 1,946 | 100.00% |



Regent University - Degrees Awarded by School / College

