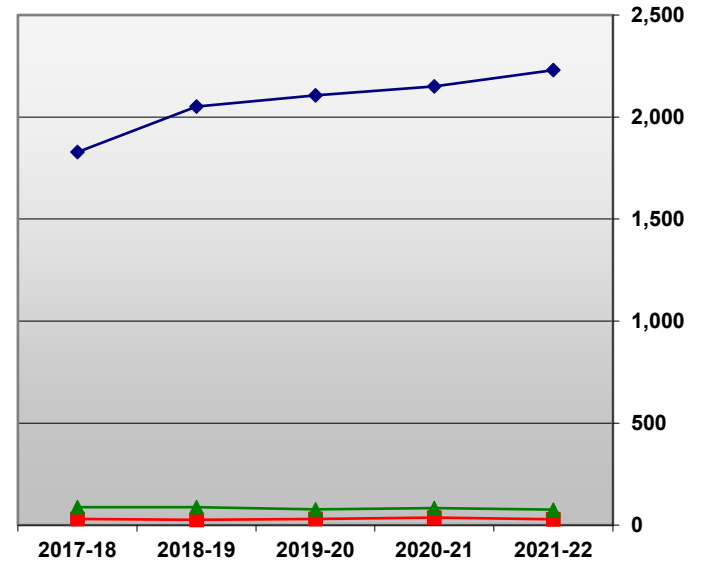
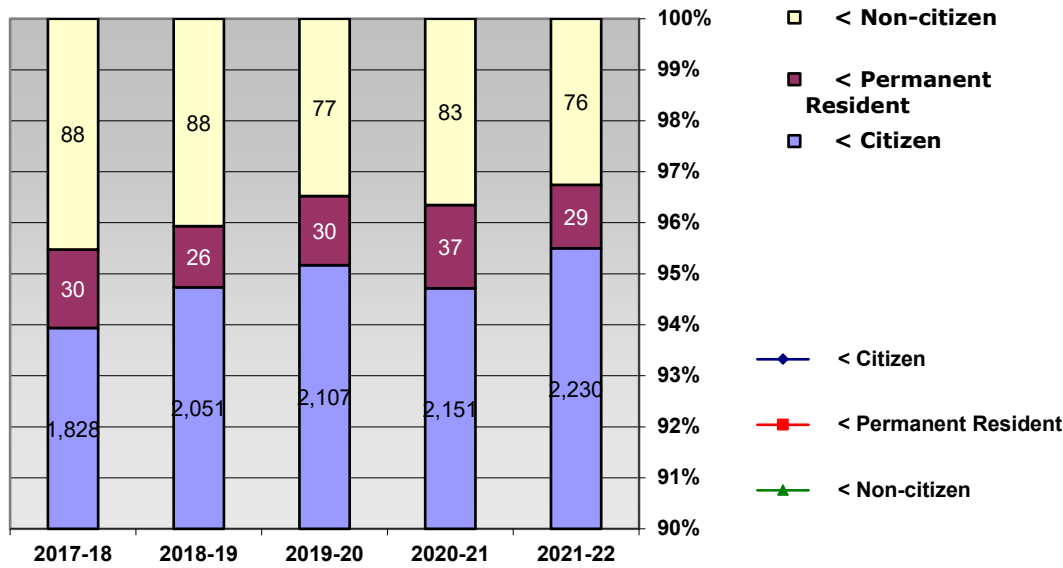


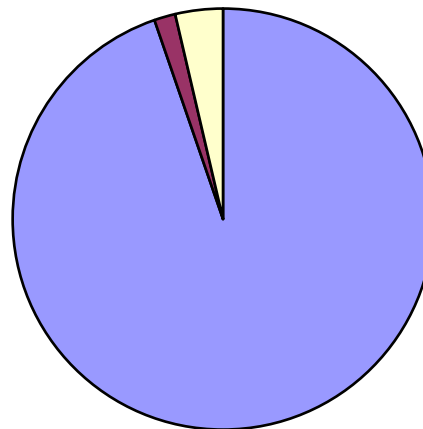
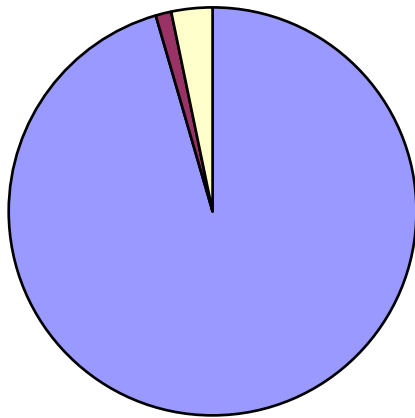
Regent University - Degrees Awarded by Citizenship

Year	2021-22		2020-21		2019-20		2018-19		2017-18	
Citizenship	q-ty	percentage	q-ty	percentage	q-ty	percentage	q-ty	percentage	q-ty	percentage
■ Citizen	2,230	95.50%	2,151	94.72%	2,107	95.17%	2,051	94.73%	1,828	93.94%
■ Permanent Resident	29	1.24%	37	1.63%	30	1.36%	26	1.20%	30	1.54%
■ Non-citizen	76	3.25%	83	3.65%	77	3.48%	88	4.06%	88	4.52%
Total Graduates	2,335	100.00%	2,271	100.00%	2,214	100.00%	2,165	100.00%	1,946	100.00%



2021-22

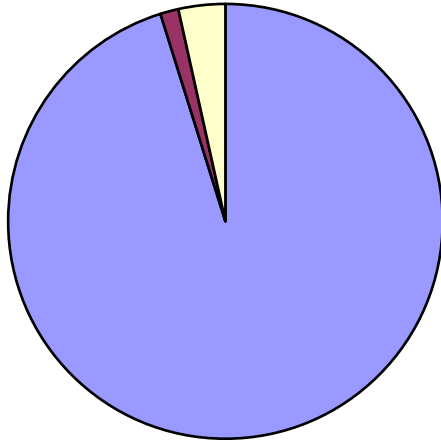
2020-21



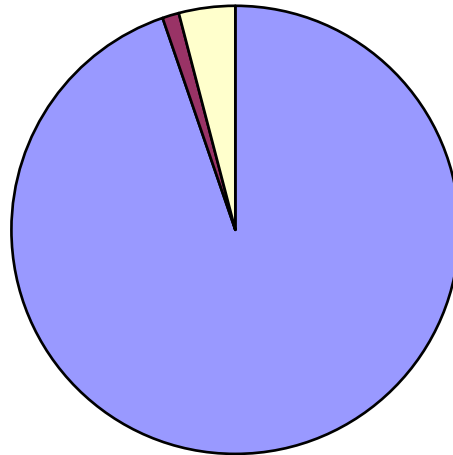
- < Citizen
- < Permanent Resident
- < Non-citizen

Regent University - Degrees Awarded by Citizenship

2019-20



2018-19



2017-18

