

College of Arts & Sciences ETS Proficiency Profile GENE 402 Results Summary

The Educational Testing Service (ETS) Proficiency Profile assessment measures 4 core skill areas including critical thinking, reading, writing, and mathematics in a single test. More than 380 different institutions including 375,000 students have participated in the Proficiency Profile. This exam enables institutions to assess student proficiency in core academic areas to identify strengths, weaknesses and opportunities to improve curriculum and instruction. CAS administers the ETS Proficiency Profile assessment every 8-weeks to undergraduate students enrolled in the GENE 402 course.

Skills Measured

Reading

“College-level reading questions measure students' ability to:

- interpret the meaning of key terms
- recognize the primary purpose of a passage
- recognize explicitly presented information
- make appropriate inferences
- recognize rhetorical devices

Writing

College-level writing questions measure students' ability to:

- recognize the most grammatically correct revision of a clause, sentence or group of sentences
- organize units of language for coherence and rhetorical effect
- recognize and reword figurative language
- organize elements of writing into larger units of meaning

Critical Thinking

Critical thinking questions measure students' ability to:

- distinguish between rhetoric and argumentation in a piece of nonfiction prose
- recognize assumptions
- recognize the best hypothesis to account for information presented
- infer and interpret a relationship between variables
- draw valid conclusions based on information presented

Mathematics

Mathematics questions measure students' ability to:

- recognize and interpret mathematical terms
- read and interpret tables and graphs
- evaluate formulas
- order and compare large and small numbers
- interpret ratios, proportions, and percentages
- read scientific measuring instruments
- recognize and use equivalent mathematical formulas or expressions” (ETS Proficiency Profile Content, 2019).

ETS Proficiency Profile Abbreviated Form

“The Abbreviated form of the ETS Proficiency Profile test is intended to provide information about groups of at least 30 students. It is administered in a single 40-minute testing session. The abbreviated form does not provide information about individual students.

The Abbreviated form is created by dividing the Standard form into three smaller forms of 36 questions each. The three Abbreviated forms are packaged in alternating sequence, so that each version is taken by one-third of the students. The 108 questions in the Standard form are assigned to the three Abbreviated forms to make each of them a miniature version of the Standard form.

Each of the three Abbreviated forms includes:

- Nine questions measuring critical thinking skills
- Nine questions measuring reading skills
- Nine questions measuring writing skills
- Nine questions measuring mathematics skills” (ETS Proficiency Profile Test Design, 2019).


Norm-referenced Scores (Scaled Scores)

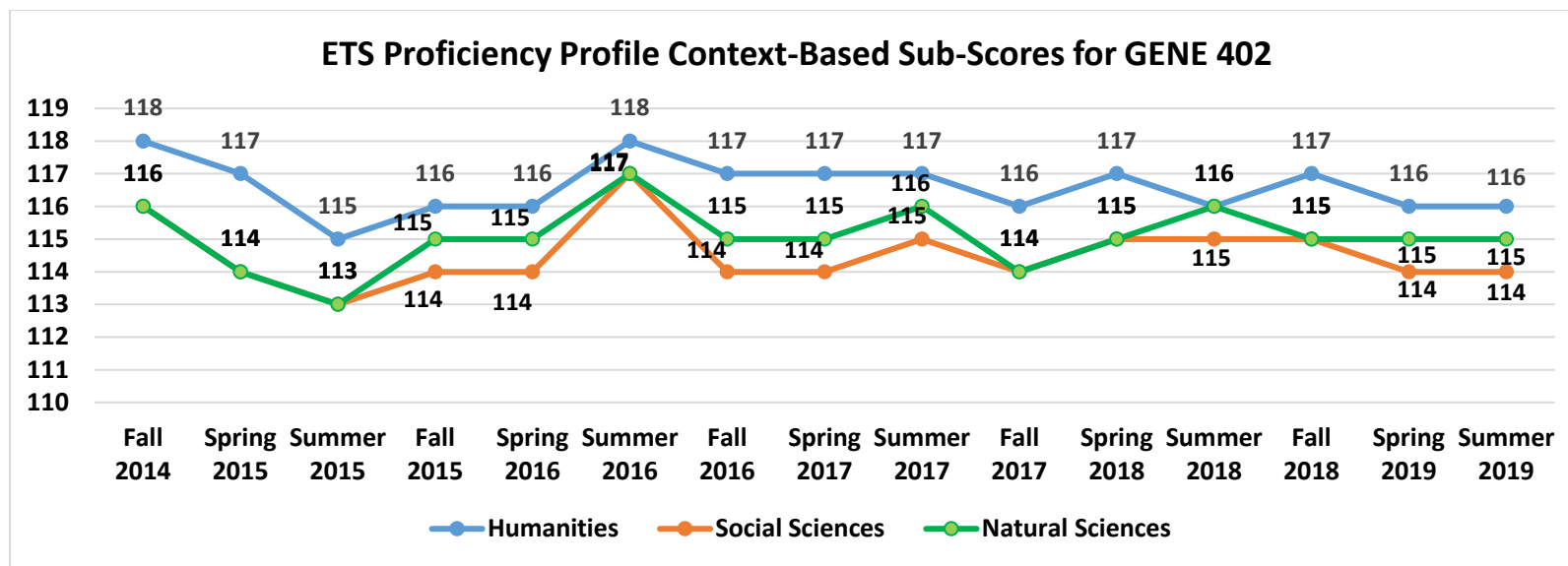

“[Norm-referenced or scaled scores](#) compare the scores of one student or group of students to another, or the same student or group at different points in time.

- Scores can be used for benchmarking or for determining value-added learning gains by conducting a longitudinal or cross-sectional study.
- Scores are reported both graphically and numerically with a confidence band around the institutional mean scores.
- The ETS Proficiency Profile offers **eight** norm-referenced scores:
 - Total score reported on a 400–500 point score scale
 - Skills subscores (critical thinking, reading, writing and mathematics) reported on a 100–130 score scale
 - Context subscores (humanities, social sciences and natural sciences) reported on a 100–130 score scale” (ETS Proficiency Profile Scores, 2019).

CAS students complete the ETS Proficiency Profile Abbreviated Form C Exam as a part of their GENE 402 course. Students who successfully complete the exam receive 5% towards their final grade in the GENE 402 course. The ETS Proficiency Profile Exam has been administered in the GENE 402 course since Fall 2014. A summary of the results and findings are provided below.

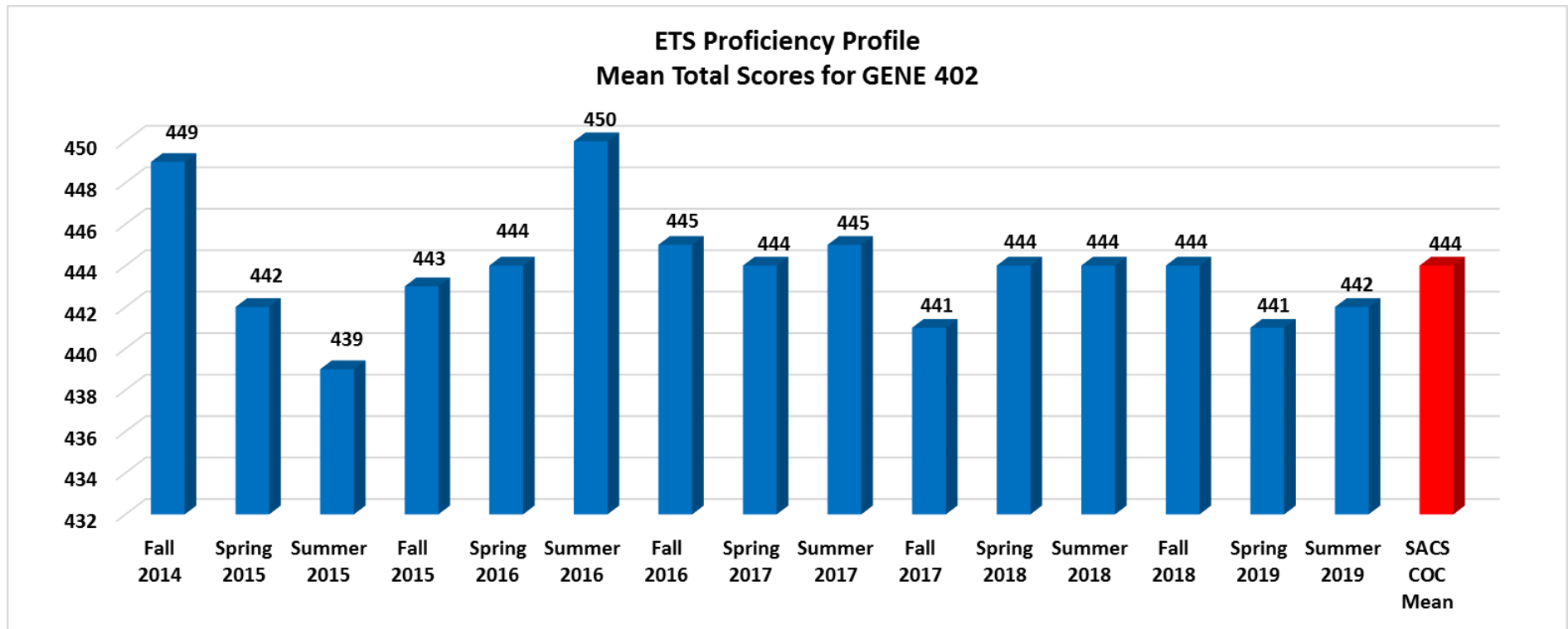
ETS Proficiency Profile (GENE 402 Scores)	Fall 2014	Spring 2015	Summer 2015	Fall 2015	Spring 2016	Summer 2016	Fall 2016	Spring 2017	Summer 2017	Fall 2017	Spring 2018	Summer 2018	Fall 2018	Spring 2019	Summer 2019
Mean Total Score	449	442	439	443	444	450	445	444	445	441	444	444	444	441	442
Skills Subscores															
Critical Thinking	114	111	111	111	112	114	112	112	112	111	112	112	112	111	111
Reading	120	118	116	118	118	121	119	118	120	118	119	119	118	118	118
Writing	116	114	114	114	115	115	115	114	114	115	115	114	115	114	114
Mathematics	113	111	112	112	112	113	112	113	112	111	112	112	112	112	112
Context-Based Subscores															
Humanities	118	117	115	116	116	118	117	117	117	116	117	116	117	116	116
Social Sciences	116	114	113	114	114	117	114	114	115	114	115	115	115	114	114
Natural Sciences	116	114	113	115	115	117	115	115	116	114	115	116	115	115	115





Areas of strength include reading, humanities, and natural sciences.

A Custom Comparative Data Report, including baccalaureate colleges in the SACSCOC region, indicated an ETS Proficiency Profile overall mean score of 444.



ETS Proficiency Profile (GENE 402 Scores)

ETS Proficiency Profile (GENE 402 Scores)	Fall 2014	Spring 2015	Summer 2015	Fall 2015	Spring 2016	Summer 2016	Fall 2016	Spring 2017	Summer 2017	Fall 2017	Spring 2018	Summer 2018	Fall 2018	Spring 2019	Summer 2019	SACS COC Mean
Mean Total Score	449	442	439	443	444	450	445	444	445	441	444	444	444	441	442	444
Skills Subscores																
Critical Thinking	114	111	111	111	112	114	112	112	112	111	112	112	112	111	111	111
Reading	120	118	116	118	118	121	119	118	120	118	119	119	118	118	118	118
Writing	116	114	114	114	115	115	115	114	114	115	115	114	115	114	114	114
Mathematics	113	111	112	112	112	113	112	113	112	111	112	112	112	112	112	113
Context-Based Subscores																
Humanities	118	117	115	116	116	118	117	117	117	116	117	116	117	116	116	115
Social Sciences	116	114	113	114	114	117	114	114	115	114	115	115	115	114	114	113
Natural Sciences	116	114	113	115	115	117	115	115	116	114	115	116	115	115	115	115

Regent GENE 402 students performed at or above the mean in critical thinking, reading, writing, humanities, and social sciences.

References

- ETS Proficiency Profile Content. (2019). Retrieved from <https://www.ets.org/proficiencyprofile/about/content/>
- ETS Proficiency Profile Scores. (2019). Retrieved from <https://www.ets.org/proficiencyprofile/scores/>
- ETS Proficiency Profile Test Design. (2019). Retrieved from https://www.ets.org/proficiencyprofile/about/test_design/